


**MAYTAG**

## TECHNICAL SPECIFICATIONS

*Model CSH4BE Series*



M120 Product Line

**R-410A High Efficiency Heat Pump  
14 SEER — 1.5 - 5 Ton Capacity**



- **12 YEAR ALL PARTS WARRANTY**
- **This product offers a 1 Year Dependability Promise to replace the unit if the compressor fails in the first year of operation, to the original owner. All split system products must be installed with a matched indoor air handler or indoor coil to qualify.**
- **Product registration required for 12-year All Parts Warranty and 1 Year Dependability Promise within a limited period of time after the installation. See current warranty document for details. This can be viewed at [www.maytagvac.com](http://www.maytagvac.com) or ask your sales representative.**

Maytag now offers the choice of a heat pump that uses a more efficient and environmentally friendly refrigerant designated R-410A. The CSH4BE Series of heat pumps offers exceptional performance from a small, compact package. The unit, when combined with our engineered coils or air handlers, offers a full line of quality, split system cooling equipment.


#### **Features and Benefits**

- **Smart Cool 410™ Refrigerant (R-410A)** – Earth friendly non-ozone depleting refrigerant.
- **Permanently Lubricated Motor** – A heavy duty PSC motor for long lasting reliability and quiet operation. Requires no maintenance and is completely protected from rain and snow.
- **Removable Top Grille Assembly** – Allows ease of service from the top without disconnecting fan motor leads.
- **Composite Base Pan** – Absorbs sound and is corrosion resistant. Composite is also stronger and lighter than steel.
- **High Pressure Switch** – Protects against abnormally high system pressures. Auto-reset feature prevents nuisance service visits.
- **Liquid Line Filter / Drier** – Included with unit, field installed.
- **One Piece Top/Orifice** – Designed for maximum airflow and quiet operation.
- **Five Minute Restart Time Delay** – When the unit shuts down, a five minute delay keeps the unit from restarting, eliminating the highest cause for compressor failure.
- **Easy Compressor and Control Access** – Designed to make servicing easier for the contractor, access panels are provided to all controls and the compressor from the side of the unit.
- **Fixed Orifice** – Integrated in liquid line service valve for easy change-out.
- **Micro-Channel Coils** – All aluminum coils in all models which provides high corrosion resistance.
- **Quiet Plus™ Sound Package** – Consists of a Quiet Plus™ Compressor Sound Blanket and a Swept Wing Fan Blade. Both have been engineered to significantly reduce unwanted noise.

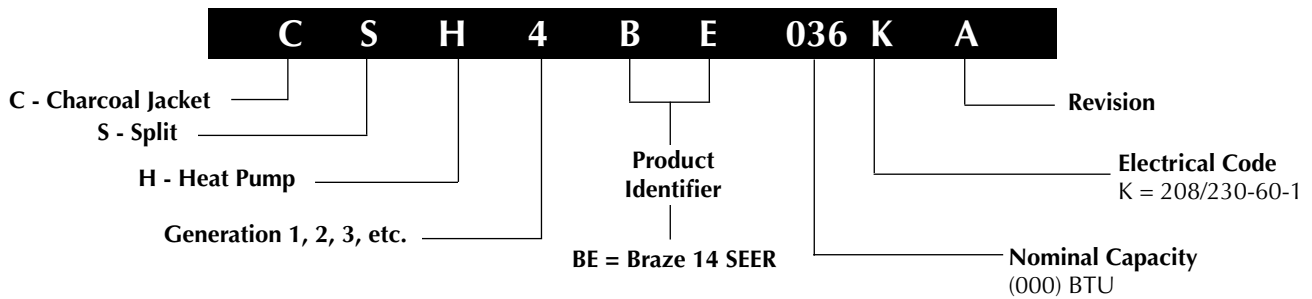


# DIMENSIONS/OUTDOOR SECTION

CSH4BE	018K	024K	030K	036K	042K	048K	060K
H	33 1/2"	33 1/2"	41 1/2"	45 1/2"	45 1/2"	45 1/2"	45 1/2"
W	30 3/4"	30 3/4"	30 3/4"	30 3/4"	30 3/4"	30 3/4"	30 3/4"
D	30 3/4"	30 3/4"	30 3/4"	30 3/4"	30 3/4"	30 3/4"	30 3/4"



# IDENTIFICATION CODE



# PHYSICAL AND ELECTRICAL SPECIFICATIONS / OUTDOOR UNITS

## 14 SEER — High Efficiency — Single Phase

Model Number CSH4BE		018KA	024KA	030KA	036KA	042KA	048KA	060KA	
<b>Electrical Data</b>	Volts-Cycles-Phase (1)	208/230-60-1							
	Total Amps	9.9	14.4	13.7	15.1	19.4	21.3	27.7	
	Delay Fuse Max. (2)	20	30	25	30	40	45	60	
	Min. Circuit Ampacity	12.1	17.7	16.9	18.6	23.9	26.3	34.3	
<b>Component Data</b>	Coil	Area	17.5	17.5	22.5	25.0	24.4	24.4	24.4
		Rows-FPI	1 - 14	1 - 14	1 - 14	1 - 14	1 - 14	1 - 14	1 - 16
		Tube Dia	MC						
	Fan Motor	Type	PSC						
		Amps	0.9	0.9	0.9	1.0	1.5	1.5	1.5
		HP	0.13	0.13	0.13	0.20	0.25	0.25	0.25
	Compressor Data	RLA	9.0	13.4	12.8	14.1	17.9	19.8	26.2
		LRA	46.0	58.3	64.0	77.0	112.0	109.0	134.0
<b>Refrigerant suction line O.D.</b>		0-24 ft.	3/4"	3/4"	3/4"	7/8"	7/8"	7/8"	
NOTE: Liquid line is 3/8" O.D. for entire length."		25-39 ft.	3/4"	3/4"	3/4"	7/8"	7/8"	1-1/8" (3)	
		40-75 ft.	3/4"	3/4"	3/4"	7/8"	7/8"	1-1/8" (3)	
<b>Approximate Weight (lbs.)</b>		Net	135	140	149	158	191	193	201
		Ship	144	149	158	167	200	202	210

(1) Operating Voltage Range: 187v min. - 253v max.

(2) HACR Type Circuit Breakers may be used.

(3) Requires 7/8" to 1-1/8" reducer from line to unit.

Notes:

Additional charge for line sets above 15 feet.

Values based on suction line as follows with 3/8" liquid line.

a) 3/4" = 0.6 oz. per additional foot.

b) 7/8" = 0.7 oz. per additional foot.

c) 1 1/8" = 0.8 oz. per additional foot.

## ACCESSORIES - CONDENSING UNIT

### Start Assist Kit - 912933

Provides additional starting torque for the compressor motor when operating with low line voltage or high operating temperatures.

### Outdoor Thermostat - 913852

Two stage logic provides ability to lock out electric strips down to balance point and bring on in stages.

### Fan Delay Kit (TDR)

**911758** - 80 second fan delay

# SYSTEM HEATING & COOLING CAPACITIES

## 14+ SEER — High Efficiency — Single Phase

Outdoor Unit	Indoor Unit	BTUH	SEER	EER	Heating Capacity BTUH @ 47° F	HSPF	CFM
CSH4BE-018KA	C7B(A,H)M01824(C,U)-A + TXV	17,900	14.0	11.5	17,000	7.7	660
CSH4BE-018KA	C7B(A,H)M01824(C,U)-B + TXV	17,900	14.0	11.5	17,000	7.7	660
CSH4BE-024KA	C7B(A,H)M01824(C,U)-A + TXV	23,600	14.0	12.2	22,600	8.2	810
CSH4BE-024KA	C7B(A,H)M01824(C,U)-B + TXV	23,600	14.0	12.2	22,600	8.2	810
CSH4BE-024KA	C7B(A,H)M030(C,U)-C + TXV	23,600	14.0	12.2	22,600	8.2	810
CSH4BE-030KA	C7B(A,H)M03036(C,U)-A + TXV	28,000	14.0	12.2	28,000	8.2	980
CSH4BE-030KA	C7B(A,H)M03036(C,U)-B + TXV	28,000	14.0	12.2	28,000	8.2	980
CSH4BE-030KA	C7B(A,H)M030(C,U)-C + TXV	28,000	14.0	12.2	28,000	8.2	980
CSH4BE-036KA	C7B(A,H)M03642(C,U)-B + TXV	34,600	14.0	12.2	33,000	8.2	1140
CSH4BE-036KA	C7B(A,H)M03648(C,U)-C + TXV	34,600	14.0	12.2	33,000	8.2	1140
CSH4BE-042KA	C7B(A,H)M03642(C,U)-B + TXV	40,500	14.0	12.2	41,000	8.2	1275
CSH4BE-042KA	C7B(A,H)M03648(C,U)-C + TXV	40,500	14.0	12.2	41,000	8.2	1275
CSH4BE-042KA	C7B(A,H)M042(C,U)-D + TXV	40,500	14.0	12.2	41,000	8.2	1275

Outdoor Unit	Indoor Unit	BTUH	SEER	EER	Heating Capacity BTUH @ 47° F	HSPF	CFM
CSH4BE-018KA	B6BMM024K-A	17,500	14.0	11.5	16,700	8.2	650
CSH4BE-024KA	B6BMM024K-A	23,600	14.0	11.5	23,600	8.2	825
CSH4BE-030KA	B6BMM030K-A	28,600	14.0	11.5	29,200	8.2	1040
CSH4BE-036KA	B6BMM042K-B	34,400	14.0	11.5	34,000	8.2	1195
CSH4BE-042KA	B6BMM042K-B	39,500	14.0	11.5	40,500	8.2	1275
CSH4BE-048KA	B6BMM060K-C	45,500	14.0	11.5	46,000	8.2	1555
CSH4BE-060KA	B6BMM060K-C	57,500	14.0	11.5	58,000	8.2	1615

Outdoor Unit	Indoor Unit	BTUH	SEER	EER	Heating Capacity BTUH @ 47° F	HSPF	CFM
CSH4BE-018KA	B6EMMX24K-A	18,000	14.5	12.0	16,400	8.2	650
CSH4BE-024KA	B6EMMX24K-A	23,800	15.0	12.5	22,000	8.5	815
CSH4BE-030KA	B6EMMX30K-A	28,000	15.0	12.5	26,200	8.5	980
CSH4BE-036KA	B6EMMX36K-B	34,200	15.0	12.5	32,600	8.5	1145
CSH4BE-042KA	B6EMMX42K-B	40,000	15.0	12.5	40,000	8.5	1265
CSH4BE-048KA	B6EMMX48K-C	46,000	15.0	12.5	45,000	8.5	1510
CSH4BE-060KA	B6EMMX60K-C	57,500	14.0	11.5	58,000	8.2	1600

All ratings are with time delay relay.

See current AHRI Directory for certified combinations and ratings.

[www.ahridirectory.org](http://www.ahridirectory.org)

# 14 SEER COOLING EXPANDED RATINGS - LOOSE COIL

### CSH4BE-018KA C7B(A,H)M01824(C,U)-B+TXV

CFM	O.D.T		65°F			75°F			85°F			95°F			105°F			115°F		
	E.D.B.	E.W.B.	T.C.	S.C.	K.W.	T.C.	S.C.	K.W.	T.C.	S.C.	K.W.	T.C.	S.C.	K.W.	T.C.	S.C.	K.W.	T.C.	S.C.	K.W.
525	80	62	18.3	14.9	1.08	17.6	14.8	1.20	16.8	14.8	1.32	16.0	14.5	1.47	15.1	14.8	1.63	14.3	14.0	1.82
	80	67	19.9	12.2	1.07	19.1	12.1	1.19	18.3	12.2	1.31	17.3	12.0	1.46	16.3	11.7	1.62	15.3	11.0	1.81
	80	72	22.1	9.4	1.05	21.3	9.4	1.17	20.3	9.5	1.30	19.2	9.3	1.44	18.0	9.2	1.61	16.6	9.3	1.81
	75	62	18.0	12.3	1.08	17.3	12.2	1.20	16.5	12.2	1.32	15.7	12.0	1.47	14.7	10.9	1.63	13.8	11.7	1.82
600	80	62	18.8	16.1	1.10	18.1	16.4	1.22	17.3	16.0	1.35	16.5	15.6	1.49	15.7	15.2	1.65	14.8	14.7	1.85
	80	67	20.4	13.1	1.09	19.5	13.4	1.21	18.6	13.1	1.34	17.7	12.9	1.48	16.6	12.8	1.65	15.5	12.7	1.84
	80	72	22.5	10.0	1.07	21.6	10.4	1.19	20.3	10.1	1.33	19.2	9.9	1.47	18.0	9.9	1.64	16.8	9.8	1.83
	75	62	18.5	13.2	1.10	17.7	13.4	1.22	16.9	13.1	1.35	16.0	12.9	1.49	15.0	12.8	1.66	14.0	12.7	1.85
675	80	62	19.3	17.4	1.13	18.6	17.3	1.24	17.9	16.7	1.37	17.1	16.2	1.51	16.2	15.7	1.68	15.3	15.2	1.87
	80	67	20.7	14.1	1.12	19.9	14.3	1.23	18.9	13.9	1.36	18.0	13.8	1.51	16.9	13.6	1.67	15.7	13.6	1.86
	80	72	22.5	10.7	1.10	21.5	10.8	1.22	20.5	10.5	1.35	19.4	10.4	1.50	18.3	10.3	1.66	17.0	10.3	1.85
	75	62	18.8	14.2	1.13	18.0	14.3	1.25	17.2	13.9	1.37	16.3	13.8	1.52	15.3	13.6	1.68	14.2	13.5	1.87

### CSH4BE-024KA C7B(A,H)M01824(C,U)-B+TXV

CFM	O.D.T		65°F			75°F			85°F			95°F			105°F			115°F		
	E.D.B.	E.W.B.	T.C.	S.C.	K.W.	T.C.	S.C.	K.W.	T.C.	S.C.	K.W.	T.C.	S.C.	K.W.	T.C.	S.C.	K.W.	T.C.	S.C.	K.W.
700	80	62	24.2	19.2	1.36	23.3	19.1	1.52	22.4	19.2	1.70	21.4	18.9	1.88	20.4	19.8	2.10	19.3	18.7	2.34
	80	67	26.2	15.5	1.36	25.2	15.4	1.53	24.2	15.5	1.70	23.1	15.2	1.89	21.9	15.0	2.10	20.7	14.2	2.34
	80	72	29.1	12.1	1.36	27.9	12.0	1.53	26.7	12.3	1.71	25.4	12.1	1.91	23.9	11.9	2.12	22.3	12.1	2.36
	75	62	23.9	15.7	1.36	23.0	15.5	1.52	22.1	15.6	1.69	21.1	15.3	1.88	20.0	14.2	2.09	18.9	15.2	2.33
800	80	62	24.8	20.7	1.40	23.9	21.1	1.56	23.0	20.6	1.73	22.0	20.4	1.92	21.0	20.2	2.14	20.0	19.8	2.38
	80	67	26.8	16.5	1.39	25.8	16.9	1.56	24.7	16.5	1.74	23.5	16.3	1.93	22.3	16.3	2.14	21.0	16.3	2.38
	80	72	29.5	12.7	1.39	28.2	13.3	1.57	26.7	12.9	1.75	25.4	12.8	1.94	24.0	12.8	2.16	22.6	12.8	2.40
	75	62	24.4	16.6	1.39	23.5	17.0	1.56	22.5	16.6	1.73	21.5	16.7	1.92	20.4	16.7	2.13	19.2	16.6	2.37
900	80	62	25.4	22.3	1.43	24.5	22.4	1.60	23.5	21.9	1.77	22.6	21.5	1.96	21.6	20.9	2.18	20.5	20.4	2.42
	80	67	27.3	17.7	1.43	26.2	17.8	1.60	25.1	17.4	1.78	23.9	17.3	1.97	22.6	17.2	2.18	21.3	17.6	2.42
	80	72	29.5	13.6	1.43	28.3	13.9	1.60	27.0	13.4	1.79	25.7	13.4	1.98	24.3	13.3	2.20	22.8	13.4	2.44
	75	62	24.9	18.2	1.44	23.9	18.4	1.60	22.9	17.9	1.77	21.9	17.8	1.96	20.7	17.6	2.17	19.5	17.6	2.41

### CSH4BE-030KA C7B(A,H)M03036(C,U)-B + TXV

CFM	O.D.T		65°F			75°F			85°F			95°F			105°F			115°F		
	E.D.B.	E.W.B.	T.C.	S.C.	K.W.	T.C.	S.C.	K.W.	T.C.	S.C.	K.W.	T.C.	S.C.	K.W.	T.C.	S.C.	K.W.	T.C.	S.C.	K.W.
875	80	62	29.0	23.6	1.66	28.0	23.4	1.83	26.8	23.5	2.01	25.6	23.2	2.22	24.4	24.0	2.46	23.1	22.8	2.74
	80	67	31.5	18.9	1.66	30.2	18.8	1.83	29.0	19.0	2.01	27.7	18.7	2.22	26.2	18.4	2.46	24.7	17.4	2.74
	80	72	34.8	14.7	1.66	33.4	14.6	1.82	31.9	14.9	2.01	30.5	14.6	2.22	28.8	14.5	2.46	26.8	14.8	2.74
	75	62	28.7	19.1	1.66	27.6	19.0	1.83	26.4	19.1	2.01	25.2	18.7	2.22	23.9	17.6	2.46	22.5	18.9	2.73
1000	80	62	29.8	25.4	1.71	28.7	25.9	1.87	27.5	25.3	2.06	26.5	24.9	2.27	25.3	24.4	2.51	24.0	23.8	2.78
	80	67	32.1	20.2	1.71	30.8	20.7	1.87	29.5	20.2	2.06	28.2	20.0	2.27	26.7	20.0	2.51	25.1	20.4	2.79
	80	72	35.4	15.5	1.70	33.8	16.2	1.86	32.1	15.7	2.05	30.5	15.6	2.27	28.9	15.6	2.51	27.2	15.7	2.78
	75	62	29.3	20.4	1.70	28.1	20.8	1.87	27.0	20.8	2.06	25.7	20.5	2.27	24.4	20.5	2.51	22.9	20.3	2.78
1125	80	62	30.5	27.5	1.75	29.5	27.4	1.92	28.4	26.5	2.10	27.3	25.9	2.31	26.0	25.2	2.55	24.7	24.6	2.83
	80	67	32.7	21.7	1.75	31.3	21.9	1.92	30.0	21.4	2.10	28.6	21.8	2.31	27.1	21.6	2.55	25.5	21.7	2.83
	80	72	35.5	16.6	1.74	34.0	16.9	1.91	32.5	16.4	2.10	31.0	16.4	2.31	29.3	16.3	2.55	27.5	16.4	2.83
	75	62	29.9	22.4	1.76	28.7	22.5	1.92	27.4	22.0	2.10	26.1	21.9	2.31	24.7	21.7	2.55	23.2	21.6	2.83

### CSH4BE-036KA C7B(A,H)M03642(C,U)-B + TXV

CFM	O.D.T		65°F			75°F			85°F			95°F			105°F			115°F		
	E.D.B.	E.W.B.	T.C.	S.C.	K.W.	T.C.	S.C.	K.W.	T.C.	S.C.	K.W.	T.C.	S.C.	K.W.	T.C.	S.C.	K.W.	T.C.	S.C.	K.W.
1050	80	62	36.3	29.2	2.01	34.9	29.0	2.23	33.4	29.1	2.47	31.8	28.5	2.73	30.1	29.4	3.03	28.3	27.7	3.38
	80	67	39.4	24.1	2.02	37.8	23.9	2.25	36.1	24.0	2.48	34.3	23.6	2.75	32.4	23.2	3.05	30.4	21.8	3.40
	80	72	43.5	18.6	2.05	41.7	18.5	2.27	39.7	18.9	2.51	37.6	18.5	2.78	35.2	18.1	3.07	33.0	18.5	3.42
	75	62	35.9	24.3	2.01	34.5	24.1	2.23	32.9	24.2	2.46	31.3	23.6	2.73	29.6	21.7	3.03	27.7	23.3	3.37
1200	80	62	37.2	31.4	2.07	35.7	31.9	2.29	34.2	31.1	2.53	32.5	30.5	2.79	30.9	29.9	3.09	29.2	29.0	3.44
	80	67	40.2	25.7	2.08	38.6	26.3	2.31	36.8	25.6	2.54	34.9	25.3	2.81	33.0	25.3	3.11	30.9	25.1	3.46
	80	72	44.1	19.7	2.11	41.9	20.5	2.33	39.8	19.8	2.57	37.8	19.6	2.83	35.7	19.6	3.14	33.4	19.6	3.48
	75	62	36.6	25.9	2.07	35.1	26.5	2.29	33.5	25.8	2.52	31.8	25.4	2.79	30.1	25.2	3.09	28.1	25.0	3.43
1350	80	62	38.0	33.7	2.12	36.5	33.7	2.35	34.9	32.6	2.59	33.4	31.7	2.85	31.8	30.7	3.16	30.0	29.9	3.51
	80	67	40.8	27.6	2.14	39.1	27.9	2.37	37.3	27.2	2.60	35.4	27.0	2.87	33.4	26.7	3.17	31.2	26.7	3.52
	80	72	44.3	21.1	2.17	42.4	21.4	2.39	40.4	20.7	2.64	38.3	20.7	2.90	36.1	20.5	3.19	33.7	20.6	3.54
	75	62	37.2	27.8	2.12	35.7	28.0	2.34	34.1	27.3	2.58	32.3	27.0	2.85	30.5	26.7	3.15	28.5	26.5	3.49

# 14 SEER COOLING EXPANDED RATINGS - LOOSE COIL (CONTINUED)

CSH4BE-042KA C7B(A,H)M03642(C,U)-B + TXV

O.D.T			65°F			75°F			85°F			95°F			105°F			115°F		
CFM	E.D.B.	E.W.B.	T.C.	S.C.	K.W.	T.C.	S.C.	K.W.	T.C.	S.C.	K.W.	T.C.	S.C.	K.W.	T.C.	S.C.	K.W.	T.C.	S.C.	K.W.
1400	80	62	43.7	35.8	2.57	42.1	35.6	2.80	40.3	35.6	3.07	38.4	34.9	3.38	36.4	35.8	3.73	34.3	33.8	4.12
	80	67	47.4	29.5	2.58	45.5	29.3	2.82	43.5	29.5	3.09	41.4	28.9	3.41	39.1	28.4	3.76	36.7	26.7	4.15
	80	72	51.2	22.8	2.60	49.2	22.6	2.84	47.0	22.9	3.12	44.6	22.4	3.43	42.1	21.9	3.79	39.5	22.3	4.18
	75	62	43.2	29.8	2.56	41.6	29.4	2.80	39.7	29.6	3.07	37.8	28.9	3.37	35.7	26.6	3.73	33.5	28.5	4.11
1600	80	62	44.7	38.3	2.64	43.0	38.9	2.88	41.2	37.8	3.15	39.2	37.0	3.46	37.3	36.1	3.81	35.4	35.1	4.21
	80	67	48.3	31.4	2.66	46.3	32.2	2.90	44.3	31.4	3.17	42.0	30.8	3.49	39.6	30.7	3.84	37.2	30.6	4.23
	80	72	52.1	23.8	2.68	50.0	24.8	2.92	47.7	24.0	3.20	45.2	23.7	3.52	42.7	23.7	3.87	40.0	23.6	4.26
	75	62	44.0	31.6	2.64	42.3	32.2	2.87	40.4	31.4	3.15	38.4	30.9	3.45	36.2	30.7	3.81	34.0	30.4	4.19
1800	80	62	45.6	40.8	2.72	43.9	40.6	2.96	42.0	39.2	3.23	40.2	38.2	3.55	38.3	37.0	3.90	36.2	36.0	4.29
	80	67	48.8	33.7	2.73	46.9	33.8	2.98	44.7	32.9	3.25	42.4	32.7	3.57	40.0	32.4	3.92	37.5	32.3	4.31
	80	72	52.8	25.4	2.75	50.5	25.8	2.99	48.2	25.0	3.28	45.7	24.8	3.60	43.0	24.6	3.95	40.2	24.7	4.34
	75	62	44.6	33.8	2.72	42.8	34.0	2.95	40.9	33.1	3.22	38.8	32.8	3.53	36.6	32.3	3.88	34.3	32.1	4.27

CSH4BE-048KA C7B(A,H)M048(C,U)-C + TXV + VSB

ODT			65°F			75°F			85°F			95°F			105°F			115°F		
CFM	E.D.B.	E.W.B.	T.C.	S.C.	K.W.	T.C.	S.C.	K.W.	T.C.	S.C.	K.W.	T.C.	S.C.	K.W.	T.C.	S.C.	K.W.	T.C.	S.C.	K.W.
1400	80	62	48.8	38.9	2.61	46.9	38.6	2.88	44.8	38.7	3.19	42.6	37.9	3.54	40.2	39.3	3.94	37.8	37.0	4.37
	80	67	53.1	32.0	2.64	50.9	31.8	2.91	48.6	32.0	3.22	46.1	31.4	3.57	43.5	30.8	3.96	40.8	28.8	4.41
	80	72	58.5	24.7	2.67	56.0	24.6	2.94	53.2	25.0	3.26	50.4	24.5	3.60	47.1	24.1	3.99	44.2	24.5	4.43
	75	62	48.5	32.5	2.61	46.6	32.2	2.88	44.5	32.3	3.19	42.2	31.6	3.54	39.8	28.9	3.94	37.2	31.0	4.37
1600	80	62	50.0	41.8	2.67	48.0	42.5	2.94	45.9	41.4	3.25	43.5	40.6	3.60	41.3	39.9	3.99	39.1	38.7	4.44
	80	67	54.3	34.2	2.69	52.0	35.1	2.96	49.6	34.2	3.27	47.0	33.8	3.62	44.3	33.7	4.02	41.5	33.4	4.46
	80	72	59.4	26.2	2.72	56.6	27.3	2.99	53.6	26.4	3.30	50.8	26.1	3.65	48.0	26.1	4.05	44.9	26.1	4.48
	75	62	49.6	34.7	2.66	47.6	35.4	2.93	45.3	34.3	3.24	43.0	33.8	3.59	40.5	33.6	3.99	37.9	33.4	4.42
1800	80	62	51.0	44.9	2.71	49.0	44.9	2.99	46.8	43.6	3.30	44.7	42.4	3.65	42.5	41.0	4.05	40.2	40.0	4.49
	80	67	55.2	36.8	2.74	52.9	37.2	3.01	50.4	36.2	3.32	47.7	36.1	3.68	44.9	35.5	4.07	42.0	35.6	4.51
	80	72	59.9	28.0	2.77	57.3	28.5	3.03	54.5	27.6	3.35	51.6	27.5	3.70	48.6	27.3	4.10	45.4	27.4	4.53
	75	62	50.5	37.1	2.71	48.3	37.3	2.99	46.0	36.3	3.29	43.6	36.0	3.64	41.0	35.6	4.04	38.4	35.5	4.48

CSH4BE-060KA C7B(A,H)M060(C,U)-C + TXV + VSB

ODT			65°F			75°F			85°F			95°F			105°F			115°F		
CFM	E.D.B.	E.W.B.	T.C.	S.C.	K.W.	T.C.	S.C.	K.W.	T.C.	S.C.	K.W.	T.C.	S.C.	K.W.	T.C.	S.C.	K.W.	T.C.	S.C.	K.W.
1550	80	62	60.6	42.7	3.69	57.7	42.0	4.09	55.3	42.2	4.46	52.8	41.4	4.89	50.0	43.4	5.39	47.2	41.0	5.97
	80	67	66.6	36.0	3.76	63.2	35.5	4.16	60.3	35.9	4.53	57.4	35.1	4.96	54.4	34.5	5.46	51.3	32.1	6.04
	80	72	73.6	28.7	3.86	70.0	28.3	4.26	67.0	28.8	4.63	63.8	28.2	5.06	60.9	27.8	5.72	57.2	28.6	6.27
	75	62	60.3	36.5	3.68	57.4	35.9	4.08	54.9	36.1	4.45	52.4	35.2	4.88	49.7	32.5	5.39	46.8	34.8	5.97
1700	80	62	62.1	44.7	3.74	59.0	45.4	4.14	56.5	44.2	4.51	53.9	43.7	4.94	51.1	43.5	5.44	48.0	43.4	6.02
	80	67	67.8	37.6	3.81	64.2	38.4	4.21	61.4	37.3	4.58	58.5	36.8	5.01	55.4	36.8	5.51	52.5	36.8	6.20
	80	72	75.1	29.7	3.93	71.4	30.8	4.32	68.2	29.8	4.69	64.8	29.5	5.12	61.7	29.9	5.77	58.0	30.1	6.33
	75	62	61.7	38.0	3.74	58.7	38.7	4.14	56.1	37.5	4.50	53.4	37.0	4.93	50.6	36.8	5.44	47.6	36.6	6.01
1850	80	62	63.4	47.3	3.79	60.2	47.3	4.19	57.6	46.2	4.56	54.8	45.9	5.00	51.9	45.4	5.49	48.8	45.4	6.07
	80	67	69.0	39.7	3.87	65.5	39.8	4.26	62.6	38.7	4.63	59.5	38.5	5.06	56.4	38.2	5.57	53.2	38.4	6.25
	80	72	76.4	31.4	3.98	72.5	31.8	4.37	69.2	30.8	4.74	65.8	30.8	5.17	62.4	30.8	5.83	58.4	31.3	6.37
	75	62	63.0	40.1	3.79	59.8	40.1	4.19	57.1	38.9	4.55	54.4	38.6	4.98	51.5	38.2	5.48	48.4	38.2	6.06



# 14 SEER HEATING EXPANDED RATINGS - LOOSE COIL

CSH4BE-018KA C7B(A,H)M01824(C,U)-B + TXV

		OUTDOOR TEMPERATURE (Deg. F)																							
CFM	Indoor T. Deg.F	10			17			20			30			40			47			50			60		
		MBH	COP	kW	MBH	COP	kW	MBH	COP	kW	MBH	COP	kW	MBH	COP	kW	MBH	COP	kW	MBH	COP	kW	MBH	COP	kW
560	60	8.3	1.80	1.36	10.3	2.21	1.36	11.1	2.39	1.36	13.8	2.99	1.36	16.6	3.59	1.36	18.5	4.00	1.36	19.3	4.18	1.36	22.1	4.78	1.35
	70	7.9	1.80	1.28	9.6	2.17	1.30	10.3	2.33	1.30	12.8	2.84	1.33	15.3	3.33	1.35	17.1	3.67	1.36	17.8	3.81	1.37	20.3	4.28	1.39
	80	7.2	1.73	1.23	8.8	2.08	1.25	9.5	2.22	1.25	11.7	2.68	1.28	14.0	3.12	1.31	15.6	3.42	1.33	16.2	3.55	1.34	18.5	3.95	1.37
660	60	8.4	1.75	1.40	10.4	2.17	1.40	11.2	2.34	1.40	14.0	2.94	1.40	16.8	3.53	1.40	18.8	3.95	1.40	19.6	4.13	1.39	22.4	4.73	1.39
	70	8.0	1.75	1.33	9.7	2.12	1.35	10.5	2.27	1.35	13.0	2.78	1.37	15.6	3.28	1.39	17.4	3.62	1.41	18.1	3.76	1.41	20.7	4.23	1.43
	80	7.4	1.71	1.26	9.0	2.04	1.29	9.7	2.18	1.30	12.0	2.64	1.33	14.3	3.07	1.37	15.9	3.36	1.39	16.6	3.48	1.40	18.9	3.87	1.43
760	60	8.6	1.74	1.45	10.6	2.14	1.45	11.4	2.32	1.44	14.2	2.90	1.44	17.0	3.50	1.43	19.0	3.92	1.42	19.9	4.10	1.42	22.7	4.70	1.41
	70	8.0	1.72	1.37	9.9	2.09	1.39	10.6	2.24	1.39	13.2	2.75	1.41	15.8	3.25	1.43	17.7	3.59	1.44	18.4	3.73	1.45	21.0	4.20	1.47
	80	7.5	1.68	1.31	9.1	2.01	1.33	9.8	2.14	1.34	12.2	2.58	1.38	14.5	3.00	1.41	16.1	3.28	1.44	16.8	3.40	1.45	19.1	3.77	1.49

CSH4BE-024KA C7B(A,H)M01824(C,U)-B + TXV

		OUTDOOR TEMPERATURE (Deg. F)																							
CFM	Indoor T. Deg.F	10			17			20			30			40			47			50			60		
		MBH	COP	kW	MBH	COP	kW	MBH	COP	kW	MBH	COP	kW	MBH	COP	kW	MBH	COP	kW	MBH	COP	kW	MBH	COP	kW
710	60	12.5	2.24	1.63	14.6	2.58	1.67	15.5	2.71	1.68	18.6	3.16	1.73	21.7	3.58	1.78	23.9	3.86	1.81	24.8	3.98	1.83	27.9	4.36	1.88
	70	11.9	2.19	1.60	13.9	2.47	1.65	14.7	2.59	1.67	17.6	2.96	1.74	20.4	3.31	1.81	22.4	3.53	1.86	23.3	3.62	1.88	26.1	3.92	1.96
	80	11.3	2.10	1.58	13.1	2.35	1.64	13.9	2.45	1.66	16.5	2.77	1.75	19.1	3.07	1.83	20.9	3.26	1.89	21.7	3.33	1.91	24.3	3.58	1.99
810	60	12.5	2.20	1.67	14.7	2.53	1.70	15.7	2.67	1.72	18.8	3.12	1.77	21.9	3.55	1.81	24.1	3.84	1.85	25.1	3.96	1.86	28.2	4.34	1.91
	70	12.0	2.14	1.64	14.0	2.43	1.69	14.9	2.55	1.71	17.8	2.93	1.78	20.7	3.28	1.85	22.7	3.51	1.90	23.6	3.61	1.92	26.5	3.91	1.99
	80	11.4	2.07	1.62	13.3	2.32	1.68	14.1	2.43	1.70	16.8	2.75	1.79	19.4	3.04	1.87	21.3	3.23	1.93	22.1	3.31	1.96	24.8	3.56	2.04
910	60	12.7	2.16	1.72	14.9	2.50	1.75	15.8	2.64	1.76	19.0	3.10	1.80	22.2	3.53	1.84	24.4	3.82	1.87	25.3	3.94	1.88	28.5	4.34	1.93
	70	12.1	2.12	1.68	14.2	2.41	1.73	15.1	2.53	1.75	18.0	2.91	1.81	20.9	3.27	1.88	23.0	3.50	1.93	23.9	3.60	1.95	26.8	3.90	2.02
	80	11.6	2.04	1.66	13.4	2.29	1.72	14.2	2.40	1.74	16.9	2.72	1.83	19.6	3.01	1.91	21.5	3.20	1.97	22.3	3.27	2.00	25.0	3.52	2.08

CSH4BE-030KA C7B(A,H)M03036(C,U)-B + TXV

		OUTDOOR TEMPERATURE (Deg. F)																							
CFM	Indoor T. Deg.F	10			17			20			30			40			47			50			60		
		MBH	COP	kW	MBH	COP	kW	MBH	COP	kW	MBH	COP	kW	MBH	COP	kW	MBH	COP	kW	MBH	COP	kW	MBH	COP	kW
880	60	14.2	2.25	1.86	17.1	2.64	1.89	18.3	2.81	1.91	22.3	3.34	1.96	26.3	3.85	2.01	29.2	4.18	2.04	30.4	4.33	2.06	34.4	4.79	2.11
	70	13.6	2.15	1.86	16.3	2.51	1.91	17.4	2.65	1.93	21.2	3.12	2.00	25.0	3.56	2.07	27.7	3.84	2.11	28.9	3.96	2.13	32.7	4.35	2.20
	80	13.0	2.04	1.88	15.5	2.36	1.93	16.6	2.49	1.96	20.2	2.91	2.03	23.8	3.30	2.11	26.3	3.56	2.17	27.3	3.66	2.19	30.9	4.00	2.27
980	60	14.3	2.21	1.90	17.2	2.61	1.93	18.4	2.77	1.94	22.5	3.31	1.99	26.6	3.82	2.04	29.5	4.17	2.07	30.7	4.31	2.09	34.8	4.78	2.13
	70	13.7	2.12	1.90	16.4	2.48	1.95	17.6	2.62	1.97	21.5	3.10	2.03	25.3	3.54	2.10	28.0	3.83	2.15	29.2	3.95	2.16	33.0	4.34	2.23
	80	13.1	2.01	1.91	15.7	2.34	1.97	16.8	2.47	1.99	20.4	2.89	2.07	24.1	3.28	2.15	26.6	3.54	2.20	27.7	3.65	2.23	31.3	3.99	2.31
1080	60	14.4	2.18	1.94	17.3	2.58	1.97	18.5	2.74	1.98	22.7	3.28	2.02	26.8	3.80	2.07	29.7	4.15	2.10	31.0	4.30	2.11	35.1	4.77	2.16
	70	13.9	2.10	1.94	16.6	2.46	1.98	17.8	2.61	2.00	21.7	3.08	2.06	25.6	3.52	2.13	28.3	3.82	2.17	29.5	3.94	2.19	33.4	4.34	2.26
	80	13.3	2.00	1.95	15.8	2.32	2.00	16.9	2.45	2.03	20.6	2.87	2.11	24.3	3.26	2.18	26.8	3.51	2.24	27.9	3.62	2.26	31.6	3.96	2.34

CSH4BE-036KA C7B(A,H)M03642(C,U)-B + TXV

		OUTDOOR TEMPERATURE (Deg. F)																							
CFM	Indoor T. Deg.F	10			17			20			30			40			47			50			60		
		MBH	COP	kW	MBH	COP	kW	MBH	COP	kW	MBH	COP	kW	MBH	COP	kW	MBH	COP	kW	MBH	COP	kW	MBH	COP	kW
990	60	18.3	2.47	2.17	21.3	2.81	2.22	22.5	2.95	2.24	26.8	3.40	2.31	31.0	3.82	2.38	34.0	4.10	2.43	35.3	4.22	2.45	39.5	4.60	2.52
	70	17.6	2.32	2.22	20.4	2.63	2.28	21.7	2.75	2.31	25.7	3.15	2.39	29.7	3.52	2.48	32.6	3.77	2.54	33.8	3.87	2.56	37.8	4.19	2.65
	80	17.1	2.18	2.29	19.7	2.45	2.36	20.9	2.57	2.39	24.7	2.92	2.48	28.5	3.25	2.57	31.1	3.47	2.63	32.3	3.56	2.66	36.1	3.84	2.75
1140	60	18.4	2.43	2.23	21.5	2.77	2.27	22.8	2.92	2.29	27.1	3.38	2.36	31.4	3.81	2.42	34.5	4.10	2.46	35.8	4.22	2.48	40.1	4.62	2.55
	70	17.8	2.29	2.28	20.7	2.60	2.34	21.9	2.73	2.36	26.0	3.13	2.44	30.1	3.51	2.52	33.0	3.77	2.57	34.3	3.87	2.60	38.4	4.21	2.67
	80	17.2	2.15	2.35	19.9	2.43	2.41	21.1	2.54	2.44	25.0	2.91	2.52	28.9	3.24	2.61	31.6	3.47	2.68	32.8	3.56	2.70	36.7	3.86	2.79
1290	60	18.6	2.39	2.28	21.6	2.74	2.32	23.0	2.88	2.34	27.4	3.35	2.40	31.8	3.79	2.46	34.9	4.09	2.50	36.2	4.22	2.52	40.6	4.62	2.58
	70	18.0	2.27	2.33	20.9	2.58	2.38	22.2	2.71	2.40	26.4	3.12	2.48	30.5	3.51	2.55	33.5	3.76	2.61	34.7	3.87	2.63	38.9	4.22	2.71
	80	17.4	2.13	2.40	20.2	2.41	2.46	21.4	2.52	2.48	25.3	2.89	2.57	29.2	3.23	2.65	32.0	3.46	2.71	33.2	3.55	2.74	37.1	3.85	2.83

# 14 SEER HEATING EXPANDED RATINGS - LOOSE COIL (CONTINUED)

CSH4BE-042KA C7B(A,H)M03642(C,U)-B + TXV

		OUTDOOR TEMPERATURE (Deg. F)																							
CFM	Indoor T. Deg.F	10			17			20			30			40			47			50			60		
		MBH	COP	kW	MBH	COP	kW	MBH	COP	kW	MBH	COP	kW	MBH	COP	kW	MBH	COP	kW	MBH	COP	kW	MBH	COP	kW
1125	60	21.9	2.48	2.59	25.7	2.81	2.69	27.4	2.94	2.73	32.8	3.36	2.87	38.3	3.74	3.01	42.2	3.98	3.11	43.8	4.08	3.15	49.3	4.40	3.29
	70	21.1	2.29	2.71	24.8	2.59	2.81	26.4	2.71	2.86	31.7	3.09	3.01	37.0	3.43	3.17	40.7	3.65	3.27	42.3	3.74	3.32	47.6	4.02	3.47
	80	20.6	2.12	2.84	24.1	2.39	2.96	25.7	2.50	3.01	30.7	2.84	3.17	35.8	3.14	3.34	39.3	3.34	3.45	40.9	3.42	3.50	45.9	3.67	3.67
1275	60	22.0	2.45	2.64	25.9	2.79	2.73	27.6	2.92	2.77	33.2	3.35	2.90	38.8	3.75	3.03	42.7	4.00	3.13	44.3	4.11	3.17	49.9	4.44	3.30
	70	21.3	2.27	2.75	25.1	2.58	2.85	26.7	2.70	2.90	32.1	3.09	3.04	37.4	3.44	3.19	41.2	3.67	3.29	42.8	3.76	3.34	48.2	4.06	3.48
	80	20.7	2.11	2.89	24.3	2.38	3.00	25.9	2.49	3.05	31.1	2.84	3.20	36.2	3.16	3.36	39.8	3.37	3.47	41.4	3.45	3.52	46.5	3.71	3.67
1425	60	22.1	2.42	2.68	26.1	2.76	2.77	27.8	2.90	2.81	33.4	3.34	2.94	39.1	3.74	3.06	43.1	4.01	3.15	44.8	4.11	3.19	50.5	4.45	3.32
	70	21.6	2.26	2.80	25.4	2.57	2.89	27.0	2.70	2.94	32.4	3.09	3.08	37.8	3.45	3.22	41.6	3.68	3.31	43.3	3.78	3.36	48.7	4.08	3.50
	80	20.9	2.09	2.93	24.6	2.37	3.04	26.1	2.49	3.08	31.4	2.84	3.23	36.6	3.17	3.38	40.2	3.38	3.49	41.8	3.47	3.53	47.0	3.74	3.69

CSH4BE-048KA C7B(A,H)M048(C,U)-C + TXV + VSB

		OUTDOOR TEMPERATURE (Deg. F)																							
CFM	Indoor T. Deg.F	10			17			20			30			40			47			50			60		
		MBH	COP	kW	MBH	COP	kW	MBH	COP	kW	MBH	COP	kW	MBH	COP	kW	MBH	COP	kW	MBH	COP	kW	MBH	COP	kW
1430	60	25.9	2.94	2.58	29.3	3.23	2.66	30.8	3.35	2.70	35.7	3.72	2.81	40.5	4.06	2.93	44.0	4.28	3.01	45.4	4.38	3.04	50.3	4.67	3.16
	70	25.1	2.73	2.69	28.4	2.99	2.78	29.8	3.10	2.82	34.5	3.43	2.95	39.2	3.74	3.08	42.5	3.93	3.17	43.9	4.02	3.21	48.6	4.28	3.33
	80	24.6	2.55	2.83	27.7	2.78	2.92	29.1	2.87	2.96	33.5	3.17	3.10	38.0	3.44	3.24	41.1	3.62	3.33	42.5	3.69	3.38	46.9	3.92	3.51
1630	60	26.2	2.91	2.64	29.7	3.20	2.71	31.2	3.33	2.75	36.1	3.71	2.85	41.1	4.07	2.96	44.6	4.31	3.04	46.1	4.41	3.07	51.1	4.72	3.18
	70	25.4	2.71	2.75	28.8	2.97	2.84	30.2	3.08	2.87	35.0	3.43	2.99	39.8	3.75	3.11	43.1	3.96	3.19	44.6	4.05	3.23	49.4	4.32	3.35
	80	24.8	2.52	2.89	28.0	2.76	2.98	29.4	2.86	3.02	34.0	3.17	3.15	38.6	3.46	3.27	41.8	3.64	3.36	43.2	3.72	3.40	47.8	3.97	3.53
1830	60	26.3	2.86	2.69	29.8	3.16	2.77	31.4	3.29	2.80	36.5	3.69	2.90	41.6	4.07	3.00	45.2	4.31	3.07	46.7	4.41	3.10	51.8	4.74	3.21
	70	25.7	2.68	2.81	29.1	2.96	2.89	30.6	3.07	2.92	35.5	3.42	3.04	40.3	3.76	3.15	43.7	3.97	3.23	45.2	4.06	3.26	50.1	4.35	3.37
	80	25.1	2.49	2.95	28.4	2.74	3.03	29.7	2.84	3.07	34.4	3.16	3.19	39.1	3.46	3.31	42.3	3.66	3.39	43.7	3.74	3.43	48.4	4.00	3.55

CSH4BE-060KA C7B(A,H)M060(C,U)-C + TXV + VSB

		OUTDOOR TEMPERATURE (Deg. F)																							
CFM	Indoor T. Deg.F	10			17			20			30			40			47			50			60		
		MBH	COP	kW	MBH	COP	kW	MBH	COP	kW	MBH	COP	kW	MBH	COP	kW	MBH	COP	kW	MBH	COP	kW	MBH	COP	kW
1345	60	31.2	2.54	3.61	36.5	2.84	3.76	38.7	2.97	3.82	46.2	3.35	4.04	53.7	3.70	4.26	58.9	3.92	4.41	61.2	4.01	4.47	68.7	4.29	4.69
	70	30.3	2.29	3.88	35.4	2.57	4.03	37.6	2.69	4.10	45.0	3.05	4.32	52.3	3.38	4.54	57.5	3.59	4.70	59.7	3.68	4.76	67.1	3.95	4.98
	80	29.8	2.09	4.17	34.8	2.35	4.33	36.9	2.46	4.40	44.1	2.79	4.64	51.2	3.08	4.87	56.2	3.28	5.03	58.3	3.36	5.10	65.5	3.60	5.33
1545	60	31.5	2.54	3.64	36.8	2.86	3.78	39.1	2.98	3.84	46.7	3.39	4.05	54.3	3.75	4.25	59.7	3.98	4.39	61.9	4.08	4.46	69.5	4.38	4.66
	70	30.6	2.30	3.90	35.8	2.59	4.05	38.1	2.71	4.11	45.5	3.09	4.32	52.9	3.43	4.53	58.1	3.65	4.67	60.4	3.74	4.74	67.8	4.02	4.94
	80	30.0	2.09	4.21	35.1	2.36	4.36	37.3	2.47	4.42	44.5	2.82	4.63	51.8	3.13	4.84	56.9	3.34	4.99	59.0	3.42	5.06	66.3	3.69	5.27
1745	60	31.5	2.52	3.67	36.9	2.84	3.81	39.3	2.98	3.87	47.0	3.39	4.07	54.8	3.77	4.27	60.3	4.01	4.41	62.6	4.11	4.47	70.4	4.42	4.67
	70	31.0	2.30	3.95	36.2	2.60	4.09	38.5	2.72	4.14	46.0	3.11	4.34	53.5	3.46	4.53	58.7	3.69	4.67	61.0	3.78	4.73	68.5	4.08	4.93
	80	30.3	2.09	4.24	35.4	2.37	4.38	37.6	2.48	4.44	45.0	2.84	4.64	52.3	3.17	4.84	57.4	3.38	4.98	59.6	3.47	5.03	66.9	3.75	5.23



# 14 SEER COOLING EXPANDED RATINGS - STANDARD AH (CONTINUED)

CSH4BE-042KA B6BMM042K-B

CFM	O.D.T			65°F			75°F			85°F			95°F			105°F			115°F		
	E.D.B.	E.W.B.	T.C.	S.C.	K.W.	T.C.	S.C.	K.W.	T.C.	S.C.	K.W.	T.C.	S.C.	K.W.	T.C.	S.C.	K.W.	T.C.	S.C.	K.W.	
1225	80	62	41.7	33.3	2.44	40.2	33.1	2.67	38.4	33.2	2.94	36.6	32.5	3.25	34.61	33.78	3.60	32.55	31.78	3.99	
	80	67	45.6	27.5	2.46	43.8	27.3	2.69	41.9	27.6	2.97	39.8	27.1	3.27	37.56	26.63	3.62	35.21	24.90	4.02	
	80	72	50.2	21.1	2.48	48.1	21.0	2.72	46.0	21.4	2.99	43.6	21.0	3.31	41.15	20.64	3.66	38.52	21.12	4.05	
	75	62	41.5	27.8	2.44	39.9	27.6	2.67	38.2	27.8	2.94	36.2	27.1	3.25	34.23	24.98	3.60	32.11	26.80	3.99	
1400	80	62	42.7	35.7	2.51	41.1	36.3	2.74	39.3	35.4	3.01	37.4	34.8	3.32	35.41	34.21	3.67	33.54	33.26	4.06	
	80	67	46.6	29.4	2.52	44.7	30.2	2.76	42.7	29.4	3.03	40.4	29.1	3.34	38.17	28.95	3.69	35.71	28.89	4.09	
	80	72	51.1	22.3	2.54	49.0	23.3	2.78	46.7	22.6	3.06	44.2	22.4	3.38	41.62	22.53	3.73	38.90	22.61	4.12	
	75	62	42.4	29.7	2.51	40.7	30.2	2.74	38.8	29.5	3.01	36.9	29.1	3.32	34.76	28.96	3.67	32.58	28.80	4.05	
1575	80	62	43.6	38.3	2.57	41.9	38.3	2.81	40.2	37.1	3.08	38.3	36.3	3.39	36.42	35.19	3.74	34.43	34.29	4.14	
	80	67	47.2	31.6	2.59	45.3	32.0	2.83	43.2	31.2	3.10	40.9	30.9	3.41	38.55	30.64	3.76	36.04	30.70	4.15	
	80	72	51.7	23.9	2.61	49.5	24.4	2.85	47.1	23.7	3.13	44.6	23.7	3.44	42.01	23.60	3.80	39.25	23.82	4.19	
	75	62	43.1	31.7	2.57	41.3	32.0	2.81	39.4	31.2	3.07	37.4	31.0	3.38	35.19	30.60	3.73	32.94	30.52	4.12	

CSH4BE-048KA B6BMM060K-C

CFM	O.D.T			65°F			75°F			85°F			95°F			105°F			115°F		
	E.D.B.	E.W.B.	T.C.	S.C.	K.W.	T.C.	S.C.	K.W.	T.C.	S.C.	K.W.	T.C.	S.C.	K.W.	T.C.	S.C.	K.W.	T.C.	S.C.	K.W.	
1400	80	62	47.1	36.1	2.64	45.3	35.9	2.92	43.2	35.7	3.23	41.0	35.0	3.59	38.65	36.75	3.99	36.19	34.41	4.44	
	80	67	51.7	29.7	2.67	49.5	29.5	2.95	47.3	29.8	3.26	44.9	29.2	3.62	42.30	28.72	4.02	39.65	26.54	4.47	
	80	72	56.7	23.1	2.70	54.4	22.9	2.98	51.9	23.4	3.29	49.2	22.8	3.65	46.39	22.45	4.05	43.45	22.98	4.50	
	75	62	47.1	30.2	2.64	45.2	29.9	2.92	43.1	30.1	3.23	40.9	29.4	3.59	38.53	27.04	3.99	36.06	29.10	4.44	
1600	80	62	48.3	38.3	2.70	46.3	39.1	2.97	44.2	38.1	3.29	41.9	37.6	3.64	39.45	37.18	4.05	36.93	36.62	4.49	
	80	67	52.9	31.6	2.72	50.7	32.5	3.00	48.3	31.7	3.32	45.8	31.3	3.67	43.08	31.29	4.07	40.29	31.26	4.52	
	80	72	58.0	24.3	2.75	55.5	25.4	3.03	52.9	24.6	3.35	50.1	24.3	3.71	47.16	24.42	4.11	44.09	24.55	4.55	
	75	62	48.1	32.1	2.70	46.2	32.8	2.97	44.0	32.0	3.28	41.7	31.5	3.64	39.24	31.41	4.05	36.68	31.26	4.49	
1800	80	62	49.2	41.1	2.75	47.2	41.3	3.02	45.0	40.3	3.34	42.6	39.7	3.70	40.19	38.83	4.10	38.03	37.86	4.55	
	80	67	53.8	33.9	2.77	51.5	34.3	3.05	49.1	33.5	3.37	46.4	33.3	3.73	43.68	33.07	4.13	40.82	33.20	4.57	
	80	72	59.0	26.0	2.81	56.4	26.5	3.08	53.6	25.7	3.40	50.8	25.7	3.76	47.75	25.54	4.16	44.61	25.83	4.60	
	75	62	49.0	34.4	2.75	47.0	34.6	3.02	44.7	33.8	3.34	42.3	33.5	3.69	39.80	33.18	4.10	37.15	32.84	4.54	

CSH4BE-060KA B6BMM060K-C

CFM	O.D.T			65°F			75°F			85°F			95°F			105°F			115°F		
	E.D.B.	E.W.B.	T.C.	S.C.	K.W.	T.C.	S.C.	K.W.	T.C.	S.C.	K.W.	T.C.	S.C.	K.W.	T.C.	S.C.	K.W.	T.C.	S.C.	K.W.	
1750	80	62	59.9	46.0	3.40	57.5	45.6	3.77	55.0	45.4	4.18	52.4	44.6	4.64	49.52	46.74	5.17	46.42	43.81	5.76	
	80	67	65.1	37.9	3.47	62.5	37.5	3.84	59.7	37.9	4.25	56.8	37.1	4.72	53.68	36.50	5.25	50.24	34.07	5.85	
	80	72	71.2	29.4	3.55	68.2	29.2	3.93	65.1	29.8	4.35	61.7	29.2	4.81	58.01	28.69	5.33	54.16	29.26	5.94	
	75	62	59.7	38.5	3.40	57.3	38.1	3.77	54.8	38.3	4.18	52.1	37.5	4.64	49.26	34.52	5.17	46.19	37.04	5.76	
2000	80	62	61.4	48.7	3.48	58.9	49.6	3.86	56.2	48.4	4.26	53.5	47.8	4.72	50.52	47.34	5.25	47.43	46.51	5.85	
	80	67	66.6	40.2	3.55	63.8	41.3	3.92	60.9	40.2	4.34	57.8	39.7	4.80	54.55	39.67	5.33	51.00	39.53	5.93	
	80	72	72.4	30.9	3.62	69.2	32.3	4.01	65.8	31.3	4.42	62.4	31.0	4.89	58.83	31.05	5.41	54.95	31.06	6.02	
	75	62	61.1	40.8	3.48	58.6	41.8	3.85	55.9	40.6	4.26	53.1	40.1	4.72	50.08	39.92	5.25	46.88	39.68	5.84	
2250	80	62	62.5	52.2	3.56	59.9	52.4	3.93	57.2	51.1	4.34	54.4	50.4	4.80	51.30	49.50	5.33	48.46	48.25	5.94	
	80	67	67.6	43.0	3.63	64.8	43.5	4.00	61.8	42.4	4.41	58.6	42.2	4.88	55.25	41.83	5.40	51.59	41.90	6.00	
	80	72	73.2	33.1	3.70	70.0	33.7	4.08	66.7	32.6	4.51	63.3	32.6	4.97	59.54	32.33	5.49	55.52	32.55	6.10	
	75	62	62.1	43.7	3.55	59.5	44.0	3.93	56.8	42.9	4.33	53.9	42.6	4.79	50.81	42.10	5.32	47.44	41.64	5.92	

# 14 SEER HEATING EXPANDED RATINGS - STANDARD AH

CSH4BE-018KA B6BMM024K-A

		OUTDOOR TEMPERATURE (Deg. F)																							
CFM	Indoor T. Deg.F	10			17			20			30			40			47			50			60		
		MBH	COP	kW	MBH	COP	kW	MBH	COP	kW	MBH	COP	kW	MBH	COP	kW	MBH	COP	kW	MBH	COP	kW	MBH	COP	kW
545	60	8.3	1.90	1.28	10.3	2.34	1.29	11.2	2.53	1.29	14.0	3.14	1.31	16.8	3.74	1.32	18.8	4.15	1.33	19.6	4.33	1.33	22.4	4.91	1.34
	70	7.8	1.93	1.19	9.6	2.32	1.22	10.4	2.48	1.23	13.0	3.00	1.27	15.5	3.49	1.30	17.3	3.82	1.33	18.1	3.96	1.34	20.7	4.40	1.38
	80	7.2	1.89	1.12	8.9	2.24	1.16	9.5	2.39	1.17	11.9	2.86	1.22	14.2	3.29	1.26	15.8	3.58	1.30	16.5	3.70	1.31	18.8	4.07	1.36
645	60	8.4	1.85	1.33	10.4	2.28	1.33	11.3	2.47	1.34	14.1	3.08	1.35	17.0	3.68	1.36	19.0	4.09	1.36	19.9	4.27	1.37	22.8	4.85	1.38
	70	7.9	1.87	1.25	9.8	2.26	1.27	10.6	2.42	1.28	13.2	2.94	1.32	15.8	3.43	1.35	17.6	3.76	1.37	18.4	3.90	1.38	21.0	4.34	1.42
	80	7.3	1.85	1.16	9.0	2.20	1.20	9.7	2.35	1.22	12.1	2.81	1.27	14.5	3.23	1.32	16.2	3.50	1.35	16.9	3.62	1.37	19.3	3.98	1.42
745	60	8.6	1.83	1.38	10.6	2.25	1.38	11.5	2.44	1.38	14.4	3.04	1.39	17.2	3.64	1.39	19.3	4.05	1.39	20.1	4.23	1.40	23.0	4.82	1.40
	70	8.0	1.83	1.28	9.9	2.22	1.31	10.7	2.38	1.32	13.4	2.90	1.35	16.0	3.39	1.39	17.9	3.72	1.41	18.7	3.86	1.42	21.4	4.31	1.46
	80	7.5	1.82	1.21	9.2	2.16	1.25	9.9	2.30	1.26	12.3	2.74	1.31	14.7	3.15	1.37	16.4	3.42	1.40	17.1	3.53	1.42	19.5	3.88	1.47

CSH4BE-024KA B6BMM024K-A

		OUTDOOR TEMPERATURE (Deg. F)																							
CFM	Indoor T. Deg.F	10			17			20			30			40			47			50			60		
		MBH	COP	kW	MBH	COP	kW	MBH	COP	kW	MBH	COP	kW	MBH	COP	kW	MBH	COP	kW	MBH	COP	kW	MBH	COP	kW
725	60	11.3	2.03	1.64	13.9	2.43	1.68	15.0	2.59	1.70	18.7	3.12	1.75	22.3	3.61	1.81	24.9	3.93	1.85	26.0	4.07	1.87	29.6	4.50	1.93
	70	10.8	1.97	1.61	13.2	2.32	1.66	14.2	2.47	1.69	17.6	2.92	1.77	21.0	3.33	1.85	23.4	3.60	1.91	24.4	3.71	1.93	27.9	4.06	2.01
	80	10.2	1.88	1.59	12.4	2.20	1.66	13.4	2.33	1.69	16.5	2.73	1.78	19.7	3.09	1.87	21.9	3.32	1.94	22.9	3.42	1.96	26.1	3.72	2.06
825	60	11.4	1.99	1.68	14.0	2.39	1.72	15.1	2.55	1.74	18.8	3.08	1.79	22.5	3.58	1.85	25.2	3.91	1.89	26.3	4.05	1.90	30.0	4.49	1.96
	70	10.9	1.93	1.65	13.3	2.29	1.71	14.4	2.43	1.73	17.8	2.89	1.81	21.3	3.31	1.89	23.7	3.58	1.94	24.8	3.69	1.96	28.2	4.05	2.04
	80	10.3	1.85	1.63	12.6	2.17	1.70	13.5	2.30	1.72	16.8	2.71	1.82	20.0	3.07	1.91	22.3	3.30	1.98	23.3	3.40	2.01	26.5	3.70	2.10
925	60	11.5	1.96	1.72	14.2	2.36	1.76	15.3	2.53	1.77	19.0	3.06	1.83	22.8	3.56	1.88	25.4	3.89	1.91	26.5	4.03	1.93	30.3	4.48	1.98
	70	11.0	1.91	1.69	13.5	2.27	1.74	14.5	2.41	1.77	18.0	2.87	1.84	21.6	3.29	1.92	24.0	3.57	1.97	25.1	3.69	1.99	28.6	4.05	2.07
	80	10.4	1.83	1.67	12.7	2.15	1.74	13.7	2.28	1.76	17.0	2.68	1.86	20.2	3.04	1.95	22.5	3.27	2.02	23.5	3.36	2.05	26.7	3.66	2.14

CSH4BE-030KA B6BMM030K-A

		OUTDOOR TEMPERATURE (Deg. F)																							
CFM	Indoor T. Deg.F	10			17			20			30			40			47			50			60		
		MBH	COP	kW	MBH	COP	kW	MBH	COP	kW	MBH	COP	kW	MBH	COP	kW	MBH	COP	kW	MBH	COP	kW	MBH	COP	kW
940	60	15.4	2.22	2.03	18.2	2.73	1.96	19.5	2.96	1.92	23.5	3.79	1.82	27.5	4.73	1.71	30.4	5.46	1.63	31.6	5.79	1.60	35.6	7.01	1.49
	70	14.8	2.11	2.05	17.5	2.59	1.98	18.6	2.80	1.95	22.4	3.57	1.84	26.2	4.43	1.74	28.9	5.10	1.66	30.0	5.40	1.63	33.9	6.51	1.53
	80	14.2	1.99	2.10	16.7	2.43	2.02	17.8	2.64	1.98	21.4	3.36	1.86	25.0	4.19	1.75	27.5	4.83	1.67	28.5	5.13	1.63	32.1	6.22	1.51
1040	60	15.5	2.19	2.07	18.3	2.70	1.99	19.6	2.93	1.96	23.7	3.75	1.85	27.8	4.68	1.74	30.7	5.40	1.67	31.9	5.72	1.63	36.0	6.92	1.52
	70	14.9	2.09	2.09	17.6	2.56	2.02	18.8	2.77	1.99	22.6	3.53	1.88	26.5	4.38	1.78	29.2	5.03	1.70	30.4	5.33	1.67	34.2	6.41	1.56
	80	14.3	1.97	2.13	16.9	2.41	2.05	18.0	2.61	2.02	21.6	3.33	1.91	25.3	4.13	1.79	27.8	4.75	1.72	28.9	5.04	1.68	32.5	6.08	1.57
1140	60	15.6	2.17	2.11	18.5	2.67	2.03	19.7	2.90	2.00	23.9	3.71	1.88	28.0	4.63	1.77	30.9	5.35	1.69	32.1	5.68	1.66	36.3	6.87	1.55
	70	15.0	2.07	2.13	17.8	2.54	2.05	18.9	2.75	2.02	22.9	3.50	1.91	26.8	4.34	1.81	29.5	4.99	1.74	30.7	5.28	1.70	34.6	6.34	1.60
	80	14.5	1.96	2.16	17.0	2.39	2.09	18.1	2.59	2.05	21.8	3.29	1.94	25.4	4.07	1.84	28.0	4.67	1.76	29.1	4.94	1.73	32.8	5.94	1.62

CSH4BE-036KA B6BMM042K-B

		OUTDOOR TEMPERATURE (Deg. F)																							
CFM	Indoor T. Deg.F	10			17			20			30			40			47			50			60		
		MBH	COP	kW	MBH	COP	kW	MBH	COP	kW	MBH	COP	kW	MBH	COP	kW	MBH	COP	kW	MBH	COP	kW	MBH	COP	kW
1045	60	16.9	2.25	2.21	20.4	2.66	2.25	21.9	2.83	2.27	26.8	3.37	2.33	31.7	3.88	2.39	35.1	4.22	2.44	36.6	4.37	2.46	41.5	4.83	2.52
	70	16.3	2.11	2.26	19.6	2.48	2.31	21.0	2.63	2.34	25.7	3.12	2.41	30.4	3.58	2.49	33.7	3.88	2.55	35.1	4.01	2.57	39.8	4.41	2.65
	80	15.7	1.98	2.33	18.8	2.31	2.39	20.2	2.45	2.42	24.7	2.89	2.50	29.1	3.30	2.59	32.3	3.58	2.64	33.6	3.69	2.67	38.1	4.05	2.75
1195	60	17.1	2.22	2.26	20.6	2.63	2.30	22.1	2.80	2.31	27.1	3.35	2.37	32.1	3.87	2.43	35.6	4.22	2.47	37.1	4.37	2.49	42.1	4.84	2.55
	70	16.5	2.09	2.31	19.8	2.46	2.36	21.2	2.61	2.39	26.0	3.10	2.46	30.8	3.57	2.53	34.1	3.88	2.58	35.6	4.01	2.60	40.3	4.42	2.68
	80	15.9	1.95	2.39	19.1	2.29	2.44	20.4	2.43	2.47	25.0	2.88	2.55	29.6	3.30	2.63	32.8	3.58	2.69	34.1	3.69	2.71	38.7	4.07	2.79
1345	60	17.2	2.19	2.31	20.8	2.60	2.34	22.3	2.77	2.36	27.4	3.32	2.41	32.4	3.85	2.47	36.0	4.21	2.51	37.5	4.36	2.52	42.6	4.84	2.58
	70	16.7	2.07	2.36	20.1	2.44	2.41	21.5	2.60	2.43	26.4	3.09	2.50	31.2	3.56	2.57	34.6	3.88	2.62	36.0	4.01	2.64	40.9	4.43	2.71
	80	16.1	1.94	2.43	19.3	2.27	2.49	20.7	2.41	2.51	25.3	2.86	2.59	29.9	3.28	2.67	33.1	3.57	2.72	34.5	3.68	2.75	39.1	4.06	2.83

# 14 SEER HEATING EXPANDED RATINGS - STANDARD AH (CONTINUED)

CSH4BE-042KA B6BMM042K-B

		OUTDOOR TEMPERATURE (Deg. F)																							
CFM	Indoor T. Deg.F	10			17			20			30			40			47			50			60		
		MBH	COP	kW	MBH	COP	kW	MBH	COP	kW	MBH	COP	kW	MBH	COP	kW	MBH	COP	kW	MBH	COP	kW	MBH	COP	kW
1125	60	21.0	2.39	2.58	24.9	2.75	2.65	26.6	2.90	2.69	32.1	3.38	2.79	37.7	3.81	2.90	41.6	4.10	2.97	43.3	4.22	3.01	48.8	4.60	3.11
	70	20.3	2.21	2.69	24.1	2.54	2.77	25.7	2.68	2.81	31.0	3.11	2.93	36.4	3.50	3.05	40.1	3.76	3.13	41.7	3.87	3.17	47.1	4.20	3.29
	80	19.8	2.05	2.82	23.4	2.35	2.91	24.9	2.47	2.95	30.0	2.86	3.08	35.2	3.22	3.20	38.8	3.45	3.29	40.3	3.55	3.33	45.4	3.85	3.46
1275	60	21.2	2.37	2.62	25.1	2.74	2.70	26.8	2.89	2.73	32.5	3.37	2.83	38.1	3.82	2.93	42.1	4.12	3.00	43.8	4.24	3.03	49.4	4.63	3.13
	70	20.5	2.20	2.74	24.3	2.53	2.82	25.9	2.67	2.85	31.4	3.11	2.96	36.8	3.51	3.07	40.6	3.78	3.15	42.2	3.89	3.19	47.7	4.24	3.30
	80	19.9	2.03	2.87	23.6	2.34	2.95	25.1	2.46	2.99	30.4	2.86	3.11	35.6	3.23	3.23	39.2	3.47	3.32	40.8	3.57	3.35	46.0	3.89	3.47
1425	60	21.3	2.34	2.67	25.3	2.71	2.73	27.0	2.86	2.76	32.7	3.36	2.86	38.5	3.81	2.96	42.5	4.12	3.03	44.2	4.24	3.06	50.0	4.65	3.15
	70	20.7	2.19	2.78	24.6	2.52	2.86	26.2	2.66	2.89	31.7	3.11	3.00	37.2	3.52	3.10	41.1	3.79	3.18	42.7	3.90	3.21	48.2	4.26	3.32
	80	20.1	2.02	2.91	23.8	2.33	2.99	25.4	2.46	3.03	30.7	2.86	3.14	35.9	3.23	3.26	39.6	3.48	3.34	41.2	3.58	3.37	46.5	3.91	3.49

CSH4BE-048KA B6BMM060K-C

		OUTDOOR TEMPERATURE (Deg. F)																							
CFM	Indoor T. Deg.F	10			17			20			30			40			47			50			60		
		MBH	COP	kW	MBH	COP	kW	MBH	COP	kW	MBH	COP	kW	MBH	COP	kW	MBH	COP	kW	MBH	COP	kW	MBH	COP	kW
1355	60	22.8	2.50	2.67	27.4	2.89	2.78	29.3	3.04	2.83	35.9	3.53	2.98	42.4	3.96	3.14	47.0	4.24	3.25	48.9	4.36	3.29	55.5	4.72	3.45
	70	22.0	2.30	2.80	26.5	2.66	2.92	28.4	2.80	2.97	34.7	3.24	3.14	41.1	3.64	3.31	45.5	3.90	3.43	47.4	4.00	3.48	53.8	4.33	3.65
	80	21.5	2.14	2.95	25.8	2.46	3.08	27.6	2.59	3.13	33.7	2.99	3.31	39.9	3.35	3.49	44.2	3.58	3.62	46.0	3.67	3.68	52.1	3.96	3.86
1555	60	23.0	2.48	2.73	27.7	2.87	2.83	29.7	3.03	2.87	36.3	3.53	3.02	43.0	3.98	3.16	47.6	4.28	3.27	49.6	4.40	3.31	56.3	4.78	3.46
	70	22.3	2.29	2.86	26.8	2.65	2.97	28.8	2.80	3.02	35.2	3.25	3.18	41.6	3.66	3.33	46.2	3.93	3.45	48.1	4.04	3.49	54.5	4.38	3.65
	80	21.7	2.11	3.01	26.1	2.44	3.13	27.9	2.58	3.18	34.2	2.99	3.35	40.4	3.37	3.52	44.8	3.61	3.64	46.7	3.71	3.69	52.9	4.02	3.86
1755	60	23.1	2.44	2.78	27.9	2.84	2.88	29.9	3.00	2.92	36.7	3.52	3.06	43.5	3.98	3.20	48.2	4.29	3.30	50.3	4.41	3.34	57.0	4.80	3.48
	70	22.6	2.28	2.92	27.2	2.64	3.02	29.1	2.79	3.07	35.7	3.25	3.22	42.2	3.68	3.37	46.8	3.95	3.47	48.7	4.06	3.52	55.2	4.42	3.67
	80	22.0	2.10	3.07	26.4	2.43	3.18	28.3	2.57	3.23	34.6	3.00	3.39	40.9	3.38	3.55	45.4	3.63	3.66	47.2	3.74	3.71	53.6	4.06	3.87

CSH4BE-060KA B6BMM060K-C

		OUTDOOR TEMPERATURE (Deg. F)																							
CFM	Indoor T. Deg.F	10			17			20			30			40			47			50			60		
		MBH	COP	kW	MBH	COP	kW	MBH	COP	kW	MBH	COP	kW	MBH	COP	kW	MBH	COP	kW	MBH	COP	kW	MBH	COP	kW
1415	60	30.4	2.51	3.56	35.8	2.84	3.70	38.2	2.97	3.76	45.9	3.39	3.97	53.7	3.77	4.18	59.2	4.01	4.33	61.5	4.11	4.39	69.3	4.42	4.60
	70	29.4	2.26	3.82	34.8	2.57	3.97	37.1	2.70	4.03	44.7	3.09	4.24	52.4	3.45	4.46	57.7	3.68	4.61	60.0	3.77	4.67	67.7	4.06	4.88
	80	29.0	2.07	4.10	34.2	2.35	4.26	36.4	2.47	4.33	43.8	2.82	4.55	51.2	3.15	4.77	56.4	3.36	4.93	58.7	3.44	5.00	66.1	3.71	5.22
1615	60	30.7	2.51	3.59	36.2	2.85	3.73	38.6	2.99	3.79	46.5	3.42	3.98	54.4	3.82	4.18	59.9	4.07	4.31	62.2	4.18	4.37	70.1	4.50	4.57
	70	29.8	2.27	3.85	35.2	2.59	3.99	37.5	2.72	4.05	45.2	3.12	4.25	53.0	3.49	4.45	58.4	3.73	4.59	60.7	3.83	4.64	68.4	4.14	4.84
	80	29.2	2.07	4.14	34.5	2.36	4.28	36.7	2.48	4.35	44.3	2.85	4.55	51.8	3.20	4.75	57.1	3.42	4.90	59.3	3.51	4.96	66.9	3.80	5.16
1815	60	30.7	2.48	3.62	36.3	2.83	3.76	38.7	2.98	3.81	46.8	3.43	4.00	54.8	3.83	4.20	60.5	4.10	4.33	62.9	4.21	4.39	71.0	4.55	4.58
	70	30.2	2.27	3.89	35.6	2.60	4.02	38.0	2.73	4.08	45.7	3.14	4.27	53.5	3.52	4.45	59.0	3.77	4.59	61.3	3.87	4.64	69.1	4.20	4.83
	80	29.5	2.07	4.18	34.8	2.37	4.31	37.1	2.49	4.37	44.7	2.88	4.56	52.3	3.23	4.75	57.6	3.46	4.88	59.9	3.56	4.94	67.5	3.86	5.13



# 14 SEER COOLING EXPANDED RATINGS - ECM AH (CONTINUED)

CSH4BE-042KA B6EMMX42K-B

O.D.T			65°F			75°F			85°F			95°F			105°F			115°F		
CFM	EDB	EWB	T.C.	S.C.	K.W.	T.C.	S.C.	K.W.	T.C.	S.C.	K.W.	T.C.	S.C.	K.W.	T.C.	S.C.	K.W.	T.C.	S.C.	K.W.
1225	80	62	41.9	33.4	2.41	40.5	33.2	2.62	38.8	33.3	2.87	37.0	32.7	3.17	35.1	34.1	3.51	33.2	32.2	3.90
	80	67	45.9	27.6	2.43	44.1	27.5	2.64	42.2	27.7	2.89	40.2	27.2	3.19	38.1	26.9	3.53	35.9	25.1	3.92
	80	72	50.6	21.3	2.45	48.6	21.2	2.66	46.4	21.7	2.93	44.1	21.3	3.22	41.7	21.0	3.56	39.1	21.5	3.94
	75	62	41.7	28.0	2.41	40.2	27.7	2.62	38.5	27.9	2.87	36.7	27.4	3.17	34.8	25.3	3.51	32.7	27.1	3.89
1400	80	62	43.1	35.9	2.45	41.5	36.5	2.67	39.7	35.6	2.91	37.9	35.1	3.21	36.1	34.6	3.55	34.2	33.9	3.94
	80	67	46.9	29.5	2.47	45.1	30.3	2.68	43.1	29.6	2.93	41.0	29.3	3.23	38.8	29.3	3.57	36.5	29.2	3.96
	80	72	51.5	22.5	2.48	49.4	23.6	2.71	47.0	22.9	2.96	44.6	22.7	3.26	42.2	22.8	3.60	39.7	22.9	3.98
	75	62	42.6	29.8	2.45	41.0	30.4	2.66	39.3	29.7	2.91	37.4	29.3	3.21	35.4	29.2	3.55	33.3	29.1	3.93
1575	80	62	44.1	38.5	2.49	42.4	38.6	2.70	40.7	37.5	2.96	38.8	36.9	3.25	37.1	35.8	3.59	35.2	35.1	3.98
	80	67	47.7	31.8	2.51	45.8	32.2	2.72	43.8	31.4	2.97	41.6	31.1	3.27	39.4	30.9	3.61	37.0	31.1	4.00
	80	72	52.0	24.2	2.53	49.9	24.7	2.74	47.7	24.0	3.00	45.3	24.0	3.30	42.8	23.9	3.64	40.2	24.2	4.02
	75	62	43.5	31.9	2.49	41.8	32.2	2.70	40.0	31.4	2.95	38.0	31.2	3.25	36.0	30.9	3.59	33.8	30.9	3.97

CSH4BE-048KA B6EMMX48K-C

O.D.T			65°F			75°F			85°F			95°F			105°F			115°F		
CFM	EDB	EWB	T.C.	S.C.	K.W.	T.C.	S.C.	K.W.	T.C.	S.C.	K.W.	T.C.	S.C.	K.W.	T.C.	S.C.	K.W.	T.C.	S.C.	K.W.
1400	80	62	47.9	37.9	2.67	45.8	37.4	2.95	43.7	37.5	3.22	41.5	36.7	3.55	39.3	38.2	3.92	37.0	36.0	4.33
	80	67	52.4	31.3	2.70	49.8	30.9	2.98	47.6	31.2	3.25	45.2	30.5	3.57	42.7	30.0	3.94	40.0	28.0	4.36
	80	72	57.8	24.3	2.74	54.9	24.1	3.01	52.2	24.5	3.28	49.3	24.0	3.60	46.3	23.5	3.97	43.5	24.0	4.38
	75	62	47.7	31.7	2.67	45.5	31.3	2.95	43.4	31.4	3.22	41.2	30.7	3.55	38.9	28.3	3.92	36.4	30.2	4.33
1600	80	62	49.2	40.6	2.72	46.8	41.1	3.00	44.7	40.1	3.28	42.5	39.4	3.60	40.2	38.8	3.97	38.1	37.8	4.38
	80	67	53.6	33.4	2.75	50.9	34.1	3.04	48.5	33.2	3.30	46.0	32.8	3.62	43.5	32.8	3.99	40.7	32.7	4.41
	80	72	58.7	25.7	2.78	55.4	26.6	3.06	52.8	25.8	3.33	50.0	25.4	3.65	47.2	25.5	4.02	44.2	25.5	4.43
	75	62	48.8	33.8	2.73	46.4	34.4	3.00	44.3	33.5	3.27	42.0	32.8	3.60	39.6	32.6	3.97	37.1	32.4	4.38
1800	80	62	50.2	43.6	2.78	47.9	43.5	3.05	45.7	42.2	3.33	43.5	41.3	3.65	41.4	40.0	4.02	39.2	39.1	4.44
	80	67	54.6	35.9	2.80	51.8	36.1	3.08	49.3	35.2	3.35	46.8	35.0	3.67	44.0	34.7	4.04	41.3	34.6	4.46
	80	72	59.4	27.5	2.83	56.3	27.8	3.11	53.6	26.9	3.38	50.7	26.8	3.70	47.8	26.6	4.06	44.8	26.8	4.47
	75	62	49.7	36.3	2.77	47.3	36.2	3.05	45.0	35.2	3.32	42.6	34.9	3.65	40.1	34.5	4.02	37.6	34.4	4.43

CSH4BE-060KA B6EMMX60K-C

O.D.T			65°F			75°F			85°F			95°F			105°F			115°F		
CFM	EDB	EWB	T.C.	S.C.	K.W.	T.C.	S.C.	K.W.	T.C.	S.C.	K.W.	T.C.	S.C.	K.W.	T.C.	S.C.	K.W.	T.C.	S.C.	K.W.
1400	80	62	58.9	40.6	3.62	56.3	40.0	4.02	54.0	40.2	4.40	51.5	39.4	4.83	49.0	41.4	5.33	46.2	39.0	5.91
	80	67	65.1	34.4	3.70	61.9	33.9	4.10	59.2	34.2	4.47	56.3	33.5	4.90	53.3	33.0	5.40	50.3	30.7	5.97
	80	72	71.9	27.7	3.79	68.4	27.3	4.19	65.5	27.8	4.56	62.5	27.2	5.00	59.3	26.7	5.51	56.3	27.6	6.20
	75	62	58.9	34.8	3.62	56.0	34.3	4.02	53.6	34.5	4.39	51.2	33.7	4.82	48.6	31.2	5.32	45.8	33.4	5.90
1550	80	62	60.6	42.7	3.68	57.8	43.4	4.08	55.4	42.3	4.45	52.8	41.7	4.88	50.1	41.6	5.38	47.2	41.4	5.96
	80	67	66.7	36.0	3.75	63.3	36.9	4.15	60.2	35.9	4.51	57.4	35.4	4.95	54.4	35.4	5.45	51.3	35.4	6.03
	80	72	73.6	28.7	3.85	70.0	29.9	4.25	67.0	28.8	4.62	63.9	28.6	5.05	60.8	28.9	5.70	57.3	29.1	6.26
	75	62	60.3	36.5	3.67	57.4	37.2	4.07	54.9	36.1	4.44	52.4	35.5	4.87	49.7	35.4	5.37	46.8	35.2	5.95
1700	80	62	62.2	45.4	3.73	59.1	45.4	4.13	56.6	44.3	4.50	53.9	44.0	4.93	51.1	43.6	5.43	48.1	43.6	6.01
	80	67	67.8	38.3	3.80	64.3	38.5	4.20	61.5	37.3	4.57	58.6	37.1	5.00	55.5	36.8	5.50	52.5	37.1	6.19
	80	72	75.2	30.4	3.91	71.4	30.9	4.30	68.2	29.8	4.67	64.9	29.9	5.10	61.8	29.9	5.76	58.1	30.4	6.31
	75	62	61.7	38.7	3.72	58.7	38.7	4.12	56.2	37.6	4.49	53.5	37.3	4.92	50.7	36.9	5.42	47.7	36.9	6.00



# 14 SEER HEATING EXPANDED RATINGS - ECM AH

CSH4BE-018KA B6EMMX24K-A

CFM		OUTDOOR TEMPERATURE (Deg. F)																								
		10			17			20			30			40			47			50			60			
		MBH	COP	KW	MBH	COP	KW	MBH	COP	KW	MBH	COP	KW	MBH	COP	KW	MBH	COP	KW	MBH	COP	KW	MBH	COP	KW	
560	Indoor T. Deg. F	60	7.5	1.93	1.06	9.1	2.35	1.09	9.8	2.53	1.10	12.2	3.07	1.15	14.7	3.56	1.19	16.5	3.86	1.22	17.3	3.98	1.23	20.0	4.36	1.28
	60	7.1	1.67	1.20	8.7	2.07	1.23	9.4	2.24	1.24	11.8	2.75	1.29	14.3	3.20	1.33	16.2	3.48	1.36	16.9	3.60	1.37	19.6	3.94	1.42	
	70	6.7	1.42	1.34	8.3	1.80	1.37	9.0	1.95	1.39	11.5	2.43	1.43	14.0	2.85	1.47	15.8	3.11	1.50	16.6	3.21	1.52	19.2	3.52	1.56	
660	Indoor T. Deg. F	60	7.9	2.00	1.09	9.5	2.43	1.12	10.2	2.60	1.13	12.7	3.14	1.17	15.2	3.63	1.22	17.0	3.94	1.25	17.8	4.06	1.26	20.4	4.43	1.30
	60	7.5	1.75	1.23	9.2	2.15	1.26	9.9	2.31	1.27	12.3	2.82	1.32	14.8	3.28	1.36	16.6	3.56	1.39	17.4	3.67	1.40	20.0	4.01	1.45	
	70	7.1	1.49	1.37	8.8	1.87	1.40	9.5	2.03	1.42	11.9	2.50	1.46	14.4	2.92	1.50	16.2	3.18	1.53	17.0	3.29	1.55	19.7	3.59	1.59	
760	Indoor T. Deg. F	60	8.3	2.09	1.12	10.0	2.52	1.15	10.7	2.69	1.16	13.1	3.23	1.20	15.6	3.72	1.25	17.4	4.03	1.28	18.2	4.15	1.29	20.9	4.52	1.33
	60	8.0	1.84	1.26	9.6	2.24	1.29	10.3	2.40	1.30	12.7	2.91	1.35	15.2	3.37	1.39	17.0	3.65	1.42	17.8	3.76	1.43	20.5	4.10	1.48	
	70	7.6	1.58	1.40	9.2	1.96	1.43	9.9	2.12	1.45	12.3	2.59	1.49	14.8	3.01	1.53	16.6	3.27	1.56	17.4	3.37	1.57	20.1	3.68	1.62	

CSH4BE-024KA B6EMMX24K-A

CFM		OUTDOOR TEMPERATURE (Deg. F)																								
		10			17			20			30			40			47			50			60			
		MBH	COP	KW	MBH	COP	KW	MBH	COP	KW	MBH	COP	KW	MBH	COP	KW	MBH	COP	KW	MBH	COP	KW	MBH	COP	KW	
710	Indoor T. Deg. F	60	11.2	2.52	1.31	13.3	2.89	1.35	14.2	3.03	1.36	17.0	3.44	1.42	19.4	3.76	1.48	20.9	3.93	1.52	21.5	3.99	1.54	23.3	4.12	1.60
	60	11.0	2.14	1.50	13.2	2.51	1.54	14.1	2.65	1.56	16.8	3.07	1.62	19.2	3.39	1.68	20.7	3.55	1.72	21.3	3.61	1.73	23.1	3.74	1.79	
	70	10.8	1.77	1.70	13.0	2.13	1.74	13.9	2.28	1.76	16.6	2.69	1.81	19.1	3.01	1.87	20.6	3.18	1.91	21.2	3.24	1.93	23.0	3.37	1.99	
810	Indoor T. Deg. F	60	11.2	2.53	1.32	13.4	2.89	1.36	14.2	3.04	1.37	17.0	3.45	1.43	19.4	3.77	1.49	20.9	3.94	1.53	21.5	4.00	1.55	23.3	4.13	1.61
	60	11.0	2.15	1.51	13.2	2.52	1.55	14.1	2.66	1.57	16.8	3.08	1.63	19.3	3.40	1.69	20.8	3.56	1.73	21.4	3.62	1.74	23.2	3.75	1.80	
	70	10.9	1.78	1.71	13.0	2.14	1.75	13.9	2.29	1.77	16.7	2.70	1.82	19.1	3.02	1.88	20.6	3.19	1.92	21.2	3.24	1.94	23.0	3.38	2.00	
910	Indoor T. Deg. F	60	11.2	2.54	1.33	13.4	2.90	1.37	14.3	3.05	1.39	17.0	3.46	1.44	19.4	3.78	1.50	20.9	3.95	1.54	21.5	4.01	1.56	23.3	4.14	1.62
	60	11.0	2.16	1.52	13.2	2.53	1.56	14.1	2.67	1.58	16.9	3.09	1.64	19.3	3.40	1.70	20.8	3.57	1.74	21.4	3.63	1.76	23.2	3.76	1.81	
	70	10.9	1.79	1.72	13.1	2.15	1.76	13.9	2.29	1.78	16.7	2.71	1.83	19.1	3.03	1.89	20.6	3.20	1.93	21.2	3.25	1.95	23.0	3.38	2.01	

CSH4BE-030KA B6EMMX30K-A

CFM		OUTDOOR TEMPERATURE (Deg. F)																								
		10			17			20			30			40			47			50			60			
		MBH	COP	KW	MBH	COP	KW	MBH	COP	KW	MBH	COP	KW	MBH	COP	KW	MBH	COP	KW	MBH	COP	KW	MBH	COP	KW	
940	Indoor T. Deg. F	60	14.4	2.86	1.41	16.6	3.21	1.50	17.6	3.35	1.55	21.1	3.77	1.68	24.9	4.14	1.82	27.7	4.36	1.91	28.9	4.44	1.96	33.2	4.68	2.09
	60	13.7	2.40	1.61	15.9	2.75	1.71	16.9	2.89	1.75	20.4	3.31	1.88	24.1	3.68	2.02	26.9	3.89	2.12	28.2	3.98	2.16	32.5	4.22	2.29	
	70	13.0	1.94	1.81	15.2	2.29	1.91	16.2	2.42	1.95	19.7	2.85	2.09	23.4	3.21	2.22	26.2	3.43	2.32	27.4	3.52	2.36	31.8	3.76	2.50	
1040	Indoor T. Deg. F	60	14.9	2.81	1.42	17.1	3.16	1.51	18.1	3.30	1.55	21.6	3.73	1.69	25.3	4.09	1.83	28.1	4.31	1.92	29.4	4.40	1.96	33.7	4.64	2.10
	60	14.2	2.35	1.62	16.4	2.70	1.71	17.4	2.84	1.75	20.8	3.27	1.89	24.6	3.63	2.03	27.4	3.85	2.12	28.6	3.93	2.16	32.9	4.18	2.30	
	70	13.4	1.89	1.82	15.6	2.24	1.91	16.6	2.38	1.96	20.1	2.81	2.09	23.9	3.17	2.23	26.7	3.39	2.32	27.9	3.47	2.37	32.2	3.71	2.50	
1140	Indoor T. Deg. F	60	15.3	2.76	1.42	17.6	3.11	1.52	18.5	3.25	1.56	22.0	3.68	1.70	25.8	4.04	1.83	28.6	4.26	1.93	29.8	4.35	1.97	34.1	4.59	2.10
	60	14.6	2.30	1.62	16.8	2.65	1.72	17.8	2.79	1.76	21.3	3.22	1.90	25.0	3.58	2.03	27.8	3.80	2.13	29.1	3.89	2.17	33.4	4.13	2.31	
	70	13.9	1.84	1.83	16.1	2.19	1.92	17.1	2.33	1.96	20.6	2.76	2.10	24.3	3.12	2.24	27.1	3.34	2.33	28.4	3.42	2.37	32.7	3.67	2.51	

CSH4BE-036KA B6EMMX36K-B

CFM		OUTDOOR TEMPERATURE (Deg. F)																								
		10			17			20			30			40			47			50			60			
		MBH	COP	KW	MBH	COP	KW	MBH	COP	KW	MBH	COP	KW	MBH	COP	KW	MBH	COP	KW	MBH	COP	KW	MBH	COP	KW	
990	Indoor T. Deg. F	60	17.2	2.56	1.82	20.1	2.99	1.88	21.3	3.17	1.90	25.4	3.69	1.99	29.2	4.14	2.07	31.9	4.41	2.13	33.0	4.51	2.15	36.5	4.80	2.23
	60	16.3	2.29	2.07	19.2	2.67	2.13	20.5	2.83	2.16	24.5	3.29	2.24	28.4	3.67	2.32	31.0	3.89	2.38	32.1	3.97	2.40	35.6	4.19	2.48	
	70	15.4	2.01	2.32	18.3	2.35	2.38	19.6	2.48	2.41	23.6	2.88	2.49	27.5	3.19	2.57	30.1	3.37	2.63	31.2	3.43	2.65	34.7	3.59	2.73	
1140	Indoor T. Deg. F	60	18.3	2.65	1.86	21.3	3.08	1.92	22.5	3.26	1.94	26.5	3.78	2.02	30.4	4.23	2.10	33.0	4.50	2.16	34.1	4.60	2.19	37.7	4.89	2.27
	60	17.4	2.38	2.11	20.4	2.76	2.17	21.6	2.91	2.19	25.6	3.38	2.27	29.5	3.76	2.36	32.1	3.98	2.41	33.2	4.06	2.44	36.8	4.28	2.52	
	70	16.5	2.10	2.36	19.5	2.44	2.42	20.7	2.57	2.44	24.7	2.97	2.52	28.6	3.28	2.61	31.2	3.46	2.66	32.3	3.52	2.69	35.9	3.68	2.77	
1290	Indoor T. Deg. F	60	19.5	2.75	1.89	22.4	3.19	1.95	23.7	3.36	1.98	27.7	3.89	2.06	31.5	4.33	2.14	34.2	4.60	2.20	35.3	4.70	2.22	38.8	4.99	2.30
	60	18.6	2.48	2.14	21.5	2.86	2.20	22.8	3.02	2.23	26.8	3.48	2.31	30.7	3.86	2.39	33.3	4.08	2.45	34.4	4.16	2.47	37.9	4.38	2.55	
	70	17.7	2.20	2.40	20.6	2.54	2.45	21.9	2.67	2.48	25.9	3.07	2.56	29.8	3.38	2.64	32.4	3.56	2.70	33.5	3.62	2.72	37.0	3.78	2.81	

# 14 SEER HEATING EXPANDED RATINGS - ECM AH (CONTINUED)

CSH4BE-042KA B6EMMX42K-B

CFM	Indoor T. Deg. F	OUTDOOR TEMPERATURE (Deg. F)																							
		10			17			20			30			40			47			50			60		
		MBH	COP	KW	MBH	COP	KW	MBH	COP	KW	MBH	COP	KW	MBH	COP	KW	MBH	COP	KW	MBH	COP	KW	MBH	COP	KW
1055	60	20.3	2.62	2.23	23.5	2.86	2.34	24.9	2.96	2.39	29.8	3.28	2.55	34.8	3.56	2.71	38.5	3.75	2.83	40.1	3.83	2.88	45.6	4.07	3.04
	70	20.0	2.23	2.56	23.2	2.51	2.67	24.6	2.62	2.72	29.5	2.99	2.88	34.5	3.33	3.05	38.2	3.56	3.16	39.8	3.65	3.21	45.3	3.95	3.37
	80	19.7	1.83	2.89	22.9	2.15	3.00	24.3	2.28	3.05	29.2	2.70	3.21	34.2	3.10	3.38	37.9	3.36	3.49	39.5	3.47	3.54	45.0	3.82	3.70
1205	60	20.3	2.68	2.24	23.6	2.92	2.35	25.0	3.02	2.40	29.9	3.33	2.56	34.9	3.62	2.73	38.6	3.81	2.84	40.2	3.89	2.89	45.7	4.13	3.05
	70	20.0	2.29	2.57	23.3	2.56	2.69	24.7	2.68	2.73	29.5	3.05	2.90	34.6	3.39	3.06	38.3	3.62	3.17	39.9	3.71	3.22	45.3	4.00	3.38
	80	19.7	1.89	2.90	23.0	2.21	3.02	24.4	2.34	3.07	29.2	2.76	3.23	34.3	3.16	3.39	38.0	3.42	3.50	39.6	3.53	3.55	45.0	3.88	3.71
1355	60	20.4	2.75	2.25	23.7	2.99	2.37	25.1	3.08	2.42	29.9	3.40	2.58	35.0	3.69	2.74	38.7	3.88	2.85	40.3	3.95	2.90	45.7	4.19	3.06
	70	20.1	2.35	2.58	23.4	2.63	2.70	24.8	2.74	2.75	29.6	3.11	2.91	34.7	3.45	3.07	38.3	3.68	3.18	39.9	3.77	3.23	45.4	4.07	3.39
	80	19.8	1.96	2.92	23.0	2.27	3.03	24.5	2.40	3.08	29.3	2.82	3.24	34.4	3.22	3.40	38.0	3.49	3.51	39.6	3.59	3.56	45.1	3.94	3.72

CSH4BE-048KA B6EMMX48K-C

CFM	Indoor T. Deg. F	OUTDOOR TEMPERATURE (Deg. F)																							
		10			17			20			30			40			47			50			60		
		MBH	COP	KW	MBH	COP	KW	MBH	COP	KW	MBH	COP	KW	MBH	COP	KW	MBH	COP	KW	MBH	COP	KW	MBH	COP	KW
1310	60	23.6	2.67	2.41	27.4	2.97	2.56	29.0	3.08	2.62	34.5	3.42	2.84	40.1	3.67	3.05	44.0	3.80	3.20	45.7	3.84	3.27	51.4	3.93	3.48
	70	23.0	2.33	2.62	26.8	2.65	2.77	28.4	2.78	2.83	33.9	3.14	3.05	39.4	3.42	3.26	43.4	3.57	3.41	45.1	3.62	3.48	50.8	3.74	3.69
	80	22.4	1.99	2.82	26.1	2.33	2.98	27.8	2.47	3.04	33.3	2.86	3.26	38.8	3.17	3.47	42.7	3.34	3.62	44.4	3.40	3.69	50.1	3.55	3.90
1510	60	24.7	2.82	2.55	28.5	3.13	2.70	30.1	3.24	2.76	35.6	3.58	2.98	41.1	3.83	3.20	45.1	3.96	3.35	46.8	4.00	3.41	52.5	4.09	3.63
	70	24.1	2.49	2.76	27.8	2.81	2.91	29.5	2.93	2.97	35.0	3.30	3.19	40.5	3.58	3.40	44.4	3.73	3.56	46.1	3.78	3.62	51.8	3.90	3.84
	80	23.4	2.15	2.97	27.2	2.49	3.12	28.8	2.62	3.18	34.3	3.02	3.40	39.9	3.33	3.61	43.8	3.50	3.76	45.5	3.56	3.83	51.2	3.70	4.05
1710	60	25.8	3.00	2.69	29.5	3.31	2.84	31.2	3.42	2.91	36.6	3.76	3.12	42.2	4.01	3.34	46.1	4.14	3.49	47.8	4.18	3.55	53.5	4.27	3.77
	70	25.1	2.67	2.90	28.9	2.99	3.05	30.5	3.11	3.12	36.0	3.48	3.33	41.6	3.76	3.55	45.5	3.91	3.70	47.2	3.96	3.76	52.9	4.08	3.98
	80	24.5	2.33	3.11	28.3	2.67	3.26	29.9	2.81	3.33	35.4	3.20	3.54	40.9	3.51	3.76	44.9	3.68	3.91	46.6	3.74	3.97	52.3	3.88	4.19

CSH4BE-060KA B6EMMX60K-C

CFM	Indoor T. Deg. F	OUTDOOR TEMPERATURE (Deg. F)																							
		10			17			20			30			40			47			50			60		
		MBH	COP	KW	MBH	COP	KW	MBH	COP	KW	MBH	COP	KW	MBH	COP	KW	MBH	COP	KW	MBH	COP	KW	MBH	COP	KW
1345	60	31.2	2.54	3.60	36.4	2.85	3.75	38.7	2.97	3.81	46.2	3.36	4.03	53.7	3.71	4.25	58.9	3.93	4.40	61.2	4.02	4.46	68.7	4.30	4.68
	70	30.2	2.29	3.87	35.4	2.58	4.02	37.6	2.70	4.09	44.9	3.06	4.31	52.3	3.39	4.53	57.5	3.60	4.68	59.7	3.68	4.75	67.0	3.95	4.97
	80	29.7	2.10	4.16	34.7	2.36	4.32	36.9	2.46	4.39	44.0	2.79	4.62	51.2	3.09	4.85	56.2	3.28	5.02	58.3	3.36	5.09	65.5	3.61	5.32
1545	60	31.5	2.54	3.63	36.8	2.86	3.77	39.1	2.99	3.83	46.7	3.39	4.04	54.3	3.75	4.24	59.6	3.99	4.38	61.9	4.08	4.44	69.5	4.39	4.65
	70	30.6	2.30	3.89	35.8	2.60	4.04	38.0	2.72	4.10	45.5	3.09	4.31	52.9	3.44	4.52	58.1	3.66	4.66	60.3	3.75	4.72	67.8	4.03	4.93
	80	30.0	2.09	4.19	35.0	2.37	4.34	37.2	2.48	4.41	44.5	2.82	4.62	51.7	3.14	4.83	56.8	3.35	4.98	59.0	3.43	5.04	66.3	3.70	5.26
1745	60	31.5	2.52	3.66	36.9	2.85	3.80	39.2	2.98	3.86	47.0	3.40	4.06	54.8	3.77	4.26	60.2	4.02	4.40	62.5	4.11	4.46	70.3	4.43	4.66
	70	31.0	2.31	3.94	36.2	2.61	4.07	38.5	2.73	4.13	46.0	3.11	4.33	53.5	3.47	4.52	58.7	3.69	4.66	61.0	3.79	4.72	68.5	4.09	4.91
	80	30.3	2.10	4.23	35.4	2.38	4.37	37.6	2.49	4.43	44.9	2.85	4.63	52.2	3.18	4.82	57.4	3.39	4.96	59.6	3.48	5.02	66.9	3.76	5.22





Before purchasing this appliance, read important energy cost and efficiency information available from your retailer. Specifications and illustrations subject to change without notice and without incurring obligations.

Manufactured under license by NORDYNE, O'Fallon, MO. ©Registered Trademark/™ Trademark of Maytag Corporation or its related companies. ©2013. All rights reserved.  
119E-0813 (Replaces 781D-0712)

Printed in U.S.A. (08/13)