



# Winter Break

Gas Furnaces, Variable- and Fixed-Speed, **80% AFUE**



**Westinghouse**

# Single- and Two-Stage Gas Furnaces



## Engineered for Quality

More than just better indoor comfort, we want you to feel comfortable investing in a product that will perform when you need it most. Each Westinghouse gas furnace is checked approximately 234 times during the manufacturing process then run-tested to check operation performance. In the final analysis, computer-automated testing is performed to capture operation data for future reference should your contractor ever need it.

Westinghouse gas furnaces are built with proven components to provide safe, clean and reliable comfort year-round. Our heavy-gauge aluminized steel heat exchanger provides long life and offers a limited lifetime warranty. Ask your contractor for details.



# 80% AFUE

## Two-Stage, Variable-Speed Gas Furnaces



**Westinghouse Two-Stage furnaces** operate at lower capacity during mild winter days, then full capacity during colder days. Because this furnace idles down to a reduced capacity it provides better comfort and performs quieter than a single-stage furnace. Longer cycles improve air circulation, minimizing temperature swings to a couple of degrees, while reducing hot and cold spots.



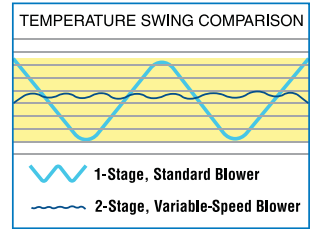
**Increase the energy efficiency of your cooling system** with Westinghouse iSEER® technology featured inside of every Westinghouse two-stage gas furnace. The energy performance of a cooling system is rated by SEER (Seasonal Energy Efficiency Ratio). The higher the SEER, the more energy efficient the product. iSEER technology can increase the energy efficiency up to one SEER during the cooling season.



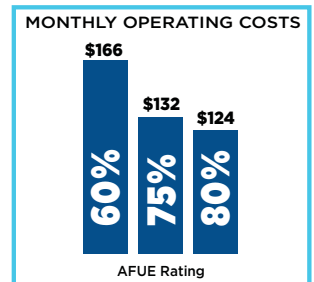
**iSEER Variable-Speed Blower Motor** automatically compensates for reduced duct volume, dirty air filters, zoning changes, obstructed registers, etc. to improve indoor air quality, and precise humidity control. Setting the thermostat fan mode to run continuously reduces electrical consumption close to 80% over conventional furnaces, therefore reducing utility costs.

Fixed-speed technology means that the motor will run at a speed set by the installer. Variable-speed technology, on the other hand, means the system will automatically utilize several different speeds for optimal comfort.

Improved air filtration is delivered with two-stage, variable-speed so you'll breathe a lot easier. The unique variable-speed motor improves humidity control and operates quietly. Since the fan will operate slower during the low-stage heating, it produces less noise. In fact, in most installations it is practically silent. The variable-speed also allows the motor to ramp up gently, eliminating uncomfortable temperature swings.



*With the Westinghouse Two-Stage, Variable-Speed gas furnace you'll enjoy the benefits of high efficiency and variable-speed technology for better comfort. Variable-speed technology reduces room temperature swing when compared to single speed capacity units.*



*\* Dollar amounts computed at \$.092 ccf, for 2,500 full-load heating hours and a system rated at 60,000 Btuh. Actual costs may vary depending on climate conditions, fuel rates, and patterns of usage according to individual lifestyle.*



# 80% AFUE

## Two-Stage, Fixed-Speed Gas Furnaces



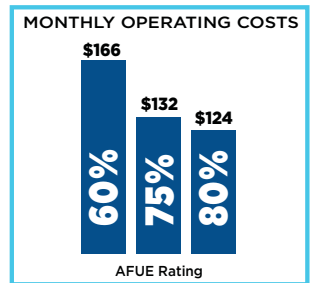
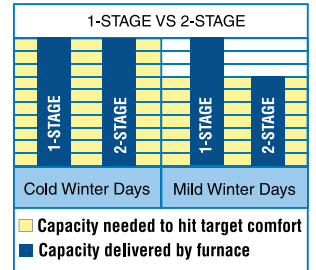
**Our two-stage technology** enables this gas furnace to operate at low capacity on normal winter days, but when temperatures are more extreme it operates at higher capacity so you use only as much heat as you need. That helps keep your annual energy costs down and increases your comfort.



**Perhaps the best reason for choosing a Westinghouse iSEER® furnace** is the total home comfort it provides. You can continuously run the highly efficient iSEER fan motor at a lower level for constant airflow – eliminating hot and cold spots in the house as well as stagnant air.



**Increase the energy efficiency of your cooling system with Westinghouse iSEER technology** featured inside of every two-stage Westinghouse gas furnace. The energy performance of a cooling system is rated by SEER (Seasonal Energy Efficiency Ratio). The higher the SEER, the more energy efficient the product. iSEER technology can increase the energy efficiency up to one SEER during the cooling season.



*\* Dollar amounts computed at \$.092 ccf, for 2,500 full-load heating hours and a system rated at 60,000 Btuh. Actual costs may vary depending on climate conditions, fuel rates, and patterns of usage according to individual lifestyle.*





## iSEER<sup>®</sup> Technology

### Heating systems that can actually reduce your cooling costs.

Westinghouse gas furnaces with iSEER<sup>®</sup> technology do more than create a comfortable home. They also reduce your energy bills – on both the heating and cooling side. When matched with a Westinghouse 13- or 14-SEER outdoor unit, these Westinghouse gas furnaces can increase SEER up to one point.

Westinghouse gas furnaces with iSEER use a brushless DC motor instead of a standard PSC motor. This more efficient motor is combined with advanced programming controls for an incredibly sophisticated design that creates superior home comfort and efficiency.

#### *Motor comparisons at a glance.*

Standard PSC Motor	Fixed-Speed iSEER Motor
Minimal speed ranges.	16 heating speeds and 16 cooling speeds.
Lower efficiencies.	Highly efficient; can boost outdoor unit SEER by up to one point. Uses less electricity during heating and cooling cycles than conventional blower motor.
No programmable features.	Can program speeds to match home's unique needs.

Standard PSC Motor	Variable-Speed iSEER Motor (includes fixed-speed benefits above)
Runs at one speed and cycles on and off.	Automatically changes its speed and makes adjustments to maintain constant airflow.
Poor dehumidification.	Helps control humidity levels, and improves dehumidification.
Creates hot and cold spots in home.	Helps mix air to reduce hot and cold spots while reducing stagnation.
Noisy. Runs more often at higher, louder speeds and makes an abrupt change in sound when system cycles on and off.	Quiet. Motor design produces very low torque wave. Motor ramps up to speed, minimizing abrupt sound changes.



## SmartLite<sup>®</sup> Control Board

All Westinghouse gas furnaces feature a SmartLite control board to increase the life of the igniter beyond the standard 20-year life expectancy. SmartLite learns and adapts its ignition process to the furnace as installed in your environment.

Westinghouse gas furnaces with SmartLite control boards provide extended life to igniters in furnaces using hot surface ignition technology. They are programmed to learn the heat-up characteristics of the igniter, then adapt the ignition time to the characteristics of the furnace so the igniter is energized appropriately.

Most modern residential furnaces utilize a hot surface igniter or a high voltage spark ignition device for fuel gas ignition. Direct spark ignition systems (DSI) utilize a coil to generate a spark of several thousand volts intensity and a high voltage wire to connect the igniter electrode to the voltage source. While effective, these systems tend to generate electrical interference and built-in safeguards are required for trouble free operation.

Westinghouse employs hot surface ignition systems (HSI) in our residential furnace products. These use an igniter which, when energized, rapidly generates an intense heat sufficient to ignite the fuel gas. These systems are safe, well proven and have a good track record. Although they perform well and are reliable, the igniter itself is still the most vulnerable component in these systems. Therefore, Westinghouse engineering has focused on ways to further improve igniter life. The state-of-the-art of hot surface igniter technology is advancing, both in manufacturing processes and product application.

*SmartLite*<sup>®</sup>  
CONTROL BOARD

## 80% AFUE

### Single-Stage, Fixed-Speed Gas Furnaces



**With the Westinghouse 80% AFUE gas furnace** you'll enjoy the benefits of high efficiency and better comfort. Gas furnace efficiency is measured in AFUE ratings. That stands for Annual Fuel Utilization Efficiency. And, the AFUE rating equals the percent efficiency the unit delivers. The higher the percentage, the more efficient the unit.

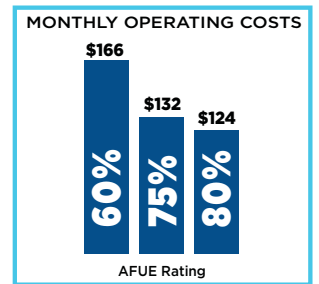
Westinghouse 80% AFUE two-stage gas furnaces deliver a minimum of 80% efficient heat. Compare that to an older furnace that may deliver only 60-75% efficiency.



**The Westinghouse 80% AFUE gas furnace cabinet is fully insulated** to shield operation sound, making this furnace one of the quietest available today. Its Silicone-protective polyurethane coating resists scratching and prevents rusting to keep your furnace looking new for years to come.



**Westinghouse gas furnaces come ready to add other Westinghouse accessories** like programmable thermostats, whole-home humidifiers, air cleaners, HEPA systems and more. If allergens, dust, mold, pet odor, dry air, temperature control etc. is a problem for you or your family members, ask your contractor how he can design a Westinghouse system to reduce common irritants, and increase comfort throughout the home for everyone.



*\* Dollar amounts computed at \$.092 ccf, for 2,500 full-load heating hours and a system rated at 60,000 Btuh. Actual costs may vary depending on climate conditions, fuel rates, and patterns of usage according to individual lifestyle.*





# Leading Warranty

When a furnace is truly built to exacting standards of quality and durability, the manufacturer's confidence shows in its warranty.

At Westinghouse we offer a 10-year limited warranty on all parts and a 10-year Quality Pledge at no extra cost (when product is registered). With our 10-year Quality Pledge, we will replace the entire unit should the heat exchanger fail in the first 10 years.

To learn more about our product warranties, ask your Westinghouse contractor, or visit us on the web at [www.westinghousevac.com](http://www.westinghousevac.com) for details.



SmartLite and iSEER are registered trademarks of NORDYNE.



 WESTINGHOUSE, and INNOVATION YOU CAN BE SURE OF are trademarks of Westinghouse Electric Corporation. Used under license. All Rights Reserved. © 2013 NORDYNE. All rights reserved.

[www.westinghousevac.com](http://www.westinghousevac.com)

122E-1013